

valsir®

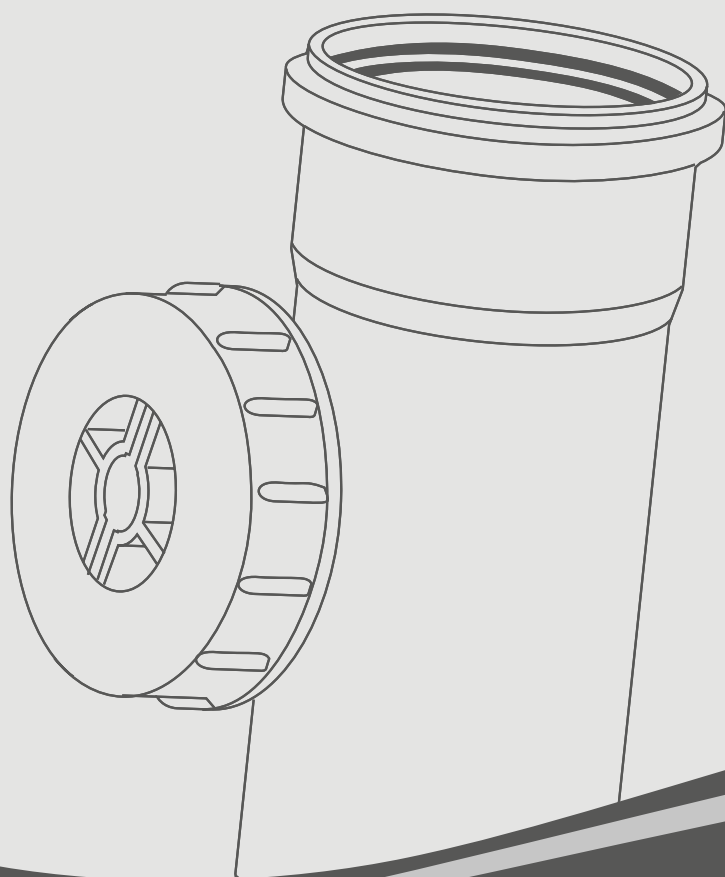
QUALITY FOR PLUMBING



PP

Sistema di scarico in polipropilene autoestinguente ad innesto. *Push-fit flame retardant polypropylene waste and drainage system.*

- ✓ Estrema facilità e velocità di posa.
- ✓ Grande resistenza alla corrosione.
- ✓ Nessuna operazione di saldatura o incollaggio.
- ✓ Nessuna particolare attrezzatura richiesta per la sua installazione.
- ✓ Grande resistenza alle temperature elevate (fino a 95°C continui).
- ✓ *Easy and fast installation.*
- ✓ *Excellent corrosion resistance.*
- ✓ *No welding or gluing operations required.*
- ✓ *Installation does not require the use of special tools.*
- ✓ *Good resistance to high temperatures (up to 95°C continuous).*





Sistema di scarico in polipropilene autoestinguente ad innesto

Push-fit flame retardant polypropylene waste and drainage system



CARATTERISTICHE E PROPRIETÀ DEL SISTEMA

Il polipropilene (PP) viene impiegato da Valsir nella realizzazione di tubi e raccordi ad innesto con guarnizione per scarichi.

Le normative consentono l'uso del PP all'interno dei fabbricati per uso civile ed industriale ad una temperatura massima di 95°C per scarichi non in pressione. In particolare, le applicazioni per il PP vengono definite dalla normativa di riferimento (EN 1451) nel modo seguente:

- apparecchi sanitari;
- lavatrici, lavastoviglie, scaldabagni;
- grandi cucine, lavanderie, impianti industriali;
- pluviali all'interno della struttura dell'edificio;
- laboratori e fabbricati scolastici, universitari e industriali dove si utilizzano fluidi aggressivi (per la resistenza del PP agli agenti chimici verificare la compatibilità nelle tabelle presenti nel nostro manuale tecnico);
- colonne e impianti di ventilazione.

I tubi e raccordi in PP di Valsir assicurano i seguenti benefici:

- perfetta tenuta grazie alla guarnizione in elastomero;
- estrema facilità e velocità di posa;
- resistenza alla corrosione;
- compatibilità con oltre 700 agenti chimici;
- nessuna operazione di saldatura o incollaggio;
- nessuna particolare attrezzatura richiesta per la loro installazione;
- grande resistenza alle temperature elevate (fino a 95°C);
- grande resistenza, in confronto ad altri materiali plastici, alla scalfittura superficiale e all'abrasione.

In particolare, rispetto alle tubazioni metalliche, il PP ha una maggiore facilità di giunzione, una superiore flessibilità e una maggiore resistenza alla corrosione. Rispetto ad altri materiali plastici, ha una maggiore facilità di giunzione ed essendo prodotto in materiale autoestinguente limita la propagazione al fuoco nel caso d'incendio.

FEATURES AND PROPERTIES OF THE SYSTEM

Polypropylene (PP) is used by Valsir to manufacture push-fit pipes and fittings with seals for waste and drainage installations.

The reference standards allow the use of PP inside the building for civil and industrial use at a maximum temperature of 95°C for non-pressure applications. In particular, PP is used for the following applications defined by the reference standard (EN 1451) in the following way:

- *sanitary fixtures;*
- *washing machines, dishwashers, hot water cylinders;*
- *commercial kitchens, laundries, industrial plants;*
- *rainwater systems inside the building;*
- *aggressive effluents used in laboratories and schools, universities and factory buildings (resistance of PP to specific chemicals to be ascertained by consulting the tables in our technical manual);*
- *ventilation stacks and systems.*

Valsir PP pipes and fittings provide the following advantages:

- *perfectly leak proof system thanks to the elastomeric double-lipped ring seals;*
- *extremely easy and fast installation;*
- *corrosion resistance;*
- *resistant to over 700 chemicals;*
- *no welding or gluing operations necessary;*
- *installation does not require the use of special tools;*
- *good resistance to high temperatures (up to 95°C continuous);*
- *in comparison with other plastic materials, polypropylene is highly resistant to scratching and abrasion.*

In particular, compared with metal pipes, PP offers easier jointing, greater flexibility and greater resistance to corrosion. In comparison with other plastic materials, it is easier to connect and its flame retardant properties limit the spreading of flames in the case of a fire.

Il polipropilene ha un coefficiente di dilatazione lineare pari a:

$$\lambda = 1,1 \times 10^{-4} \cdot ^\circ\text{C}^{-1} \text{ pari a } 0,11 \text{ mm/m} \cdot ^\circ\text{C}$$

È opportuno notare che il sistema PP di Valsir, essendo caratterizzato da giunzioni ad innesto con guarnizione, non necessita di bicchieri di dilatazione, in quanto ogni giunto, se correttamente installato, consente al materiale le dilatazioni e le contrazioni dovute alle variazioni di temperatura.

Materiale

I tubi e raccordi in PP vengono prodotti da Valsir con polipropilene omopolimero autoestinguente in conformità alle norme europee ed internazionali in vigore.

Colore

I tubi ed i raccordi in polipropilene autoestinguente Valsir sono prodotti in colore grigio stabilizzato all'esposizione dei raggi UV (RAL 7037). Essi si presentano lisci, lucidi e privi di irregolarità tali che ne possano compromettere la funzionalità.

Marcatura


Secondo la normativa UNI EN 1451-1, attualmente in vigore, i tubi PP di Valsir riportano:

- norma di riferimento (EN 1451);
- area di applicazione (B);
- specifica del materiale;
- diametro esterno e spessore;
- marchio di fabbrica;
- data di produzione;
- codice della linea di produzione;
- marchi di qualità ai quali il prodotto è conforme.

I raccordi PP di Valsir riportano:

- la norma di riferimento (EN 1451);
- i diametri di giunzione;
- l'area di applicazione (B);
- la specifica del materiale;
- l'angolo caratteristico (per le curve e le braghe);
- il marchio di fabbrica;
- la data di produzione.

Fig. 1 Marcatura del tubo e della raccorderia. - *Marking of the pipe and fittings.*



Polypropylene has a coefficient of linear expansion equal to:

$$\lambda = 1,1 \times 10^{-4} \cdot ^\circ\text{C}^{-1} \text{ equal to } 0,11 \text{ mm/m} \cdot ^\circ\text{C}$$

The Valsir PP system is characterised by push-fit connections with seals and consequently does not require expansion sockets, in that each joint, when correctly installed, allows the material to expand and contract in the presence of temperature fluctuations.

Material

The PP pipes and fittings are produced by Valsir with flame retardant homo-polymer polypropylene in compliance with the European and International standards in force.

Colour

The Valsir fittings in flame retardant polypropylene are grey in colour (RAL 7037) and are UV stabilized. They are smooth and shiny and free of any irregularities that could affect their performance.

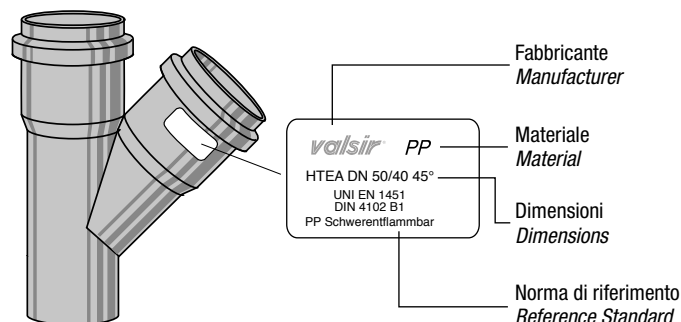
Marking

As in compliance with the European Standard UNI EN 1451-1 currently in force, Valsir pipes carry the following indications:

- reference standard (EN 1451);
- application specification (B);
- material specification;
- external diameter and thickness;
- producer's trademark;
- production date;
- extrusion line specification;
- product approvals.

Valsir PP fittings have the following markings:

- reference standard (EN 1451);
- coupling diameters;
- application specification (B);
- material specification;
- specific angle (for bends and branches);
- producer's trademark;
- production date.



DATI TECNICI

I diametri nominali, gli spessori nominali e le relative tolleranze dei tubi in PP Valsir sono riportati nella tabella seguente. Tutti i valori dimensionali sono conformi a quelli definiti dalla norma di riferimento UNI EN 1451.

Diametro nominale <i>Nominal diameter</i> DN [mm]	Diametro esterno <i>External diameter</i> De [mm]	Diametro esterno medio minimo e massimo <i>Minimum and maximum average external diameter</i> [mm]		Spessore <i>Thickness</i> s [mm]		Serie <i>Series</i> S
30	32	32,0	32,3	1,8	+0,4/0	S 20
40	40	40,0	40,3	1,8	+0,4/0	
50	50	50,0	50,3	1,8	+0,4/0	
70	75	75,0	75,4	1,9	+0,4/0	
90	90	90,0	90,4	2,2	+0,5/0	
100	110	110,0	110,4	2,7	+0,5/0	
125	125	125,0	125,4	3,1	+0,6/0	
150	160	160,0	160,5	3,9	+0,6/0	

N.B. Per le modalità di installazione, caratteristiche tecniche, criteri di posa e progettualità si faccia riferimento al relativo manuale tecnico scarico Valsir "Sistemi di scarico all'interno degli edifici", L02-347.

TECHNICAL DATA

The nominal diameters, wall thicknesses and relative tolerances of the pipes are indicated in the following table. The values are in compliance with the European Standard EN 1451.

For information on installation, technical specifications, and design criteria we recommend you consult Valsir technical manual "Waste systems inside buildings", L02-345.

CRITERI DI TRASPORTO E STOCCAGGIO

Movimentazione

I tubi vanno sistemati in modo ordinato e razionale per il trasporto, curando che siano convenientemente appoggiati per l'intera lunghezza (distanziati se trattasi di tubi bicchierati) e che siano maneggiati durante le operazioni di carico e scarico in modo da evitare urti violenti, abrasioni, deformazioni. Tale raccomandazione vale a maggior ragione in caso di temperature rigide, tali da poter originare fenomeni di infragilimento. In cantiere maneggiare tubi e raccordi con altrettanta cura e sempre in modo tale da evitare ogni possibile alterazione dei manufatti o inserimenti e sovrapposizioni di terriccio, ghiaia, fango o materiale estraneo in genere in particolare sulle guarnizioni ed all'interno dei bicchieri.

Stoccaggio

Immagazzinare i tubi in ambiente il più possibile protetto da intemperie, basse temperature, luce solare diretta appoggiandoli su superfici orizzontali ed uniformi; fare in modo che appoggino convenientemente su traversine di legno o, in caso di tubi bicchierati, razionalmente sugli elementi dell'imballo se questo è allo scopo strutturato e realizzato con materiale consono come legno o plastica in genere. Al fine di evitare deformazioni o alterazioni alla geometria dei tubi e dei bicchieri con conseguente possibile pregiudizio della funzionalità delle guarnizioni e quindi della corretta tenuta delle giunzioni, evitare la formazione, specialmente in caso di stoccaggi prolungati, di cataste di altezza superiore a 1,70 m, quali che siano i diametri interessati. Non lasciare il materiale all'aperto ed esposto alla luce solare diretta per periodi eccessivamente prolungati (oltre 18 mesi).

TRANSPORT, STORAGE AND HANDLING

Handling

Pipes shall be positioned in an orderly and rational manner for transport, making sure the entire length of the pipe is suitably supported (and suitably spaced if transporting socketed pipes) and care shall also be taken during loading and unloading in order to avoid violent impacts, abrasions and crushing. This is particularly important in freezing temperatures that can cause the material to become fragile. On the building site, the pipes and fittings shall be handled carefully to avoid any possible alteration to the products as well as the possibility of soil, gravel, mud or foreign matter in general, entering the pipes and seals inside the sockets.

Storage

Where possible the pipes should be stored in a protected environment where they are to be placed on horizontal and uniform surfaces; they should be suitably positioned on wooden supports or, if storing socketed pipes, these should be positioned on the packaging elements if suitably structured and made of an appropriate material such as wood or plastic in general.

In order to avoid deformation or alteration to the geometry of the pipes and sockets with the subsequent risk of compromising the correct functioning of the seals, care should be taken to avoid the formation, especially in the case of long-term storage, of stacks that exceed 1.70 m in height, whatever the pipe diameter. Do not leave the material in the open and exposed to direct sunlight for excessively long periods (over 18 months).

OMOLOGAZIONI

PRODUCT APPROVALS



LEGENDA

LEGEND

Abbreviazioni Abbreviations	Unità di misura Measurement units	Descrizione Description
€/pz	-	Prezzo per singolo pezzo - <i>Price per piece</i>
€/m	-	Prezzo al metro - <i>Price per metre</i>
COD.	-	Codice dell'articolo - <i>Item code</i>
CL	-	Classe di sconto - <i>Discount category</i>
D	mm	Diametro - <i>Diameter</i>
DN	mm	Diametro nominale - <i>Nominal diameter</i>
	n°	Pezzi per scatola - <i>Pieces per pack</i>
	n°	Scatole in scatoloni - <i>Boxes per outer box</i>
	n°	Pezzi per ripiano bancale - <i>Pieces per pallet layer</i>
	n°	Pezzi per bancale - <i>Pieces per pallet</i>
HxLxP	mm	Dimensioni bancale - <i>Pallet dimensions</i>
	m	Imballo in metri - <i>Packaging in metres</i>
	n°	Pezzi nel telaio - <i>Pieces per crate</i>
α	°	Grado sessagesimale - <i>Sexagesimal degree</i>
Mod.	-	Modello - <i>Model</i>
Mat.	-	Materiale - <i>Material</i>
Art.	-	Articolo - <i>Item</i>
Conf.	-	Confezione - <i>Packaging</i>

Tutte le quote riportate nel presente listino sono espresse in mm. - All the dimensions in this price list are in mm.

Le consegne dei prodotti Valsir vengono effettuate a confezione. Eventuali richieste non corrispondenti saranno insindacabilmente arrotondate, senza preavviso, alla confezione o multipla di essa. Valsir S.p.A. si riserva il diritto di modificare in qualsiasi momento, anche senza preavviso, le caratteristiche dei prodotti illustrati nel presente listino. I colori riprodotti nel presente listino sono indicativi.

Per conoscere le condizioni di vendita, i termini di garanzia ed esprimere il vostro giudizio di gradimento su Valsir, vi preghiamo di fare riferimento alla Carta dei servizi (fascicolo L02-416) o alla sezione "SERVIZI" del sito web www.valsir.it.

Valsir S.p.A. si scusa fin d'ora per ogni eventuale errore riscontrato nel presente listino e sfuggito in fase di verifica.

Si invitano tutti gli utilizzatori a comunicare gli errori e a segnalare le loro osservazioni.

Valsir products are delivered according to the package quantity specified in this price list. Product requests not matching our package quantities will be rounded up, without notice, to the package quantity or a multiple of the same. Valsir S.p.A. reserves the right to modify the characteristics of the products shown in this price list at any time without prior notice. The colours in this price list are shown for representation purposes only.





To learn more about our sales conditions, warranty terms and to send us your opinion of Valsir, please refer to our services Card (booklet L02-416) or the "SERVICES" section of our web site www.valsir.it.

Valsir S.p.A. apologises for any discrepancies caused by typographical or printing errors.

Should you find any errors, please feel free to notify us and send us your comments.


GAMMA SCARICO PP
PP WASTE RANGE
HTEM tubo con 1 bicchiere
Single socket pipe



COD.	CL	D	DN	L (mm)				HxLxP	€/pz
VS0500001	PP01	32	30	150	30	240	1440	970x800x1200	1,15
VS0500003	PP01	32	30	250	30	240	1440	970x800x1200	1,51
VS0500005	PP01	32	30	500	30	180	900	905x800x1200	2,38
VS0500007	PP01	32	30	750	30	-	2160	-	2,69
VS0500009	PP01	32	30	1000	30	-	2160	-	3,83
VS0500011	PP01	32	30	1500	30	-	1080	-	5,35
VS0500013	PP01	32	30	2000	30	-	1080	-	7,14
VS0500015	PP01	32	30	3000	30	-	1080	-	10,69
VS0500021	PP01	40	40	150	30	240	1200	1030x800x1200	1,07
VS0500023	PP01	40	40	250	30	240	960	1010x800x1200	1,29
VS0500025	PP01	40	40	500	50	200	600	970x800x1200	1,89
VS0500027	PP01	40	40	750	30	120	360	880x800x1200	2,40
VS0500029	PP01	40	40	1000	30	-	1200	-	3,12
VS0500031	PP01	40	40	1500	30	-	600	-	4,39
VS0500033	PP01	40	40	2000	30	-	600	-	6,03
VS0500035	PP01	40	40	3000	30	-	600	-	8,76
VS0500041	PP01	50	50	150	30	240	960	1010x800x1200	1,31
VS0500043	PP01	50	50	250	30	240	720	1015x800x1200	1,57
VS0500045	PP01	50	50	500	35	140	420	970x800x1200	2,31
VS0500047	PP01	50	50	750	30	-	840	-	3,01
VS0500049	PP01	50	50	1000	30	-	840	-	3,86
VS0500051	PP01	50	50	1500	30	-	840	-	6,74
VS0500053	PP01	50	50	2000	30	-	360	-	7,64
VS0500055	PP01	50	50	3000	30	-	360	-	11,21
VS0500061	PP01	75	70	150	30	240	480	1050x800x1200	1,79
VS0500063	PP01	75	70	250	20	160	320	1050x800x1200	2,23
VS0500065	PP01	75	70	500	20	80	240	1075x800x1200	3,39
VS0500067	PP01	75	70	750	25	-	375	-	4,64
VS0500069	PP01	75	70	1000	25	-	375	-	5,67
VS0500071	PP01	75	70	1500	25	-	375	-	9,59
VS0500073	PP01	75	70	2000	25	-	375	-	10,71
VS0500075	PP01	75	70	3000	25	-	375	-	15,06
VS0599001	PP01	90	90	150	24	96	384	1050x800x1200	2,59
VS0599003	PP01	90	90	250	24	96	288	1165x800x1200	3,43
VS0599005	PP01	90	90	500	24	96	192	1300x800x1200	5,62
VS0599009	PP01	90	90	1000	20	-	300	-	9,51
VS0599011	PP01	90	90	1500	20	-	300	-	13,57
VS0599013	PP01	90	90	2000	20	-	300	-	19,35
VS0599015	PP01	90	90	3000	20	-	300	-	29,62
VS0500081	PP01	110	100	150	15	60	240	1050x800x1200	2,92
VS0500083	PP01	110	100	250	15	60	180	1165x800x1200	3,86
VS0500085	PP01	110	100	500	15	60	120	1300x800x1200	6,36
VS0500087	PP01	110	100	750	15	-	180	-	8,87
VS0500089	PP01	110	100	1000	15	-	180	-	10,73
VS0500091	PP01	110	100	1500	15	-	180	-	15,41
VS0500093	PP01	110	100	2000	15	-	180	-	21,95
VS0500095	PP01	110	100	3000	15	-	-	-	33,61
VS0500101	PP01	125	125	150	10	80	160	1050x800x1200	7,04
VS0500103	PP01	125	125	250	10	40	120	1165x800x1200	7,53
VS0500105	PP01	125	125	500	6	48	96	1340x800x1200	10,33

COD.	CL	D	DN	L (mm)				HxLxP 	€/pz
VS0500107	PP01	125	125	750	8	-	-	-	15,06
VS0500109	PP01	125	125	1000	10	-	-	-	18,70
VS0500111	PP01	125	125	1500	10	-	-	-	25,74
VS0500113	PP01	125	125	2000	10	-	-	-	33,61
VS0500115	PP01	125	125	3000	10	-	-	-	47,81
VS0500121	PP01	160	150	150	10	-	-	-	12,02
VS0500123	PP01	160	150	250	10	-	-	-	17,23
VS0500125	PP01	160	150	500	10	-	-	-	21,66
VS0500129	PP01	160	150	1000	10	-	-	-	32,16
VS0500131	PP01	160	150	1500	10	-	-	-	44,82
VS0500133	PP01	160	150	2000	10	-	-	-	58,13
VS0500135	PP01	160	150	3000	10	-	-	-	84,71

HTGL tubo liscio

Plain end pipe











COD.	CL	D	DN	L (mm)		€/pz
VS0500019	PP01	32	30	5000	50	13,82
VS0500039	PP01	40	40	5000	50	14,44
VS0500059	PP01	50	50	5000	50	17,24
VS0500079	PP01	75	70	5000	30	26,21
VS0599019	PP01	90	90	5000	20	42,41
VS0500099	PP01	110	100	5000	15	48,17
VS0500119	PP01	125	125	5000	10	72,94

HTDM tubo con 2 bicchieri

Double socket pipe

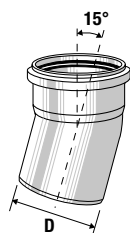






COD.	CL	D	DN	L (mm)				HxLxP 	€/pz
VS0502001	PP01	32	30	500	30	180	720	1030x800x1200	3,86
VS0502002	PP01	32	30	750	30	-	1200	-	4,14
VS0502003	PP01	32	30	1000	30	-	1200	-	4,34
VS0502004	PP01	32	30	1500	30	-	1200	-	6,81
VS0502005	PP01	32	30	2000	30	-	1200	-	8,26
VS0502007	PP01	32	30	3000	30	-	600	-	11,00
VS0502013	PP01	40	40	500	35	140	420	925x800x1200	2,41
VS0502014	PP01	40	40	750	30	-	840	-	3,41
VS0502015	PP01	40	40	1000	30	-	1050	-	3,62
VS0502016	PP01	40	40	1500	30	-	1050	-	5,56
VS0502017	PP01	40	40	2000	30	-	1050	-	6,52
VS0502019	PP01	40	40	3000	30	-	360	-	9,63
VS0502025	PP01	50	50	500	25	100	300	925x800x1200	2,92
VS0502026	PP01	50	50	750	20	-	560	-	4,16
VS0502027	PP01	50	50	1000	20	-	560	-	4,35
VS0502028	PP01	50	50	1500	20	-	560	-	7,04
VS0502029	PP01	50	50	2000	20	-	560	-	8,60
VS0502031	PP01	50	50	3000	20	-	240	-	12,50
VS0502037	PP01	75	70	500	10	-	-	-	4,57
VS0502038	PP01	75	70	750	10	-	290	-	6,09
VS0502039	PP01	75	70	1000	10	-	290	-	7,01
VS0502040	PP01	75	70	1500	10	-	290	-	10,06

COD.	CL	D	DN	L (mm)				HxLxP 	€/pz
VS0502041	PP01	75	70	2000	10	-	290	-	12,88
VS0502043	PP01	75	70	3000	10	-	290	-	18,80
VS0599027	PP01	90	90	500	8	80	240	2002x800x1200	7,18
VS0599029	PP01	90	90	1000	10	-	-	-	11,89
VS0599033	PP01	90	90	2000	10	-	-	-	20,22
VS0599035	PP01	90	90	3000	10	-	-	-	31,21
VS0502049	PP01	110	100	500	12	48	96	1420x800x1200	8,11
VS0502050	PP01	110	100	750	10	-	-	-	11,96
VS0502051	PP01	110	100	1000	10	-	-	-	13,34
VS0502052	PP01	110	100	1500	10	-	-	-	18,31
VS0502053	PP01	110	100	2000	10	-	-	-	22,69
VS0502055	PP01	110	100	3000	10	-	-	-	35,08
VS0502061	PP01	125	125	500	6	36	72	1480x800x1200	14,18
VS0502063	PP01	125	125	1000	8	-	-	-	21,60
VS0502064	PP01	125	125	1500	8	-	-	-	29,02
VS0502065	PP01	125	125	2000	8	-	-	-	41,49
VS0502067	PP01	125	125	3000	8	-	-	-	52,15

HTB curva 15°

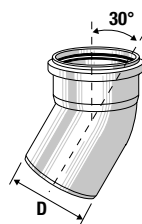
15° bend







COD.	CL	D ₁	DN				HxLxP 	€/pz
VS0504001	PP02	32	30	80	640	3840	970x800x1200	1,46
VS0504013	PP02	40	40	50	400	1600	850x800x1200	1,12
VS0504025	PP02	50	50	30	240	960	850x800x1200	1,33
VS0504037	PP02	75	70	20	160	640	1010x800x1200	2,43
VS0599041	PP02	90	90	20	160	480	1015x800x1200	3,84
VS0504049	PP02	110	100	20	80	240	970x800x1200	4,28
VS0504061	PP02	125	125	20	80	160	940x800x1200	10,89
VS0504073	PP02	160	150	10	40	80	940x800x1200	25,78

HTB curva 30°

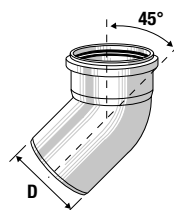
30° bend







COD.	CL	D ₁	DN				HxLxP 	€/pz
VS0504003	PP02	32	30	80	640	3840	970x800x1200	1,46
VS0504015	PP02	40	40	50	400	1600	850x800x1200	1,12
VS0504027	PP02	50	50	30	240	960	850x800x1200	1,33
VS0504039	PP02	75	70	20	160	640	1010x800x1200	2,43
VS0599043	PP02	90	90	20	160	320	1050x800x1200	3,84
VS0504051	PP02	110	100	20	80	240	970x800x1200	4,28
VS0504063	PP02	125	125	20	80	160	940x800x1200	10,89
VS0504075	PP02	160	150	10	40	80	940x800x1200	25,78

HTB curva 45°

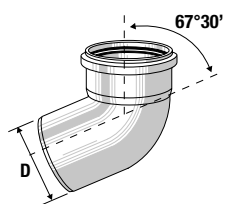
45° bend



COD.	CL	D ₁	DN				HxLxP 	€/pz
VS0504005	PP02	32	30	80	640	2560	850x800x1200	1,46
VS0504017	PP02	40	40	50	400	1600	850x800x1200	1,12
VS0504029	PP02	50	50	30	240	960	850x800x1200	1,33
VS0504041	PP02	75	70	20	160	480	1015x800x1200	2,43
VS0599045	PP02	90	90	20	80	240	853x800x1200	3,84
VS0504053	PP02	110	100	20	80	240	1039x800x1200	4,28
VS0504065	PP02	125	125	15	60	120	940x800x1200	10,89
VS0504077	PP02	160	150	10	40	80	940x800x1200	25,78

HTB curva 67°30'

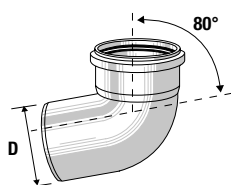
67°30' bend



COD.	CL	D ₁	DN				HxLxP	€/pz
VS0504007	PP02	32	30	60	480	2880	970x800x1200	1,46
VS0504019	PP02	40	40	50	400	1600	1010x800x1200	1,12
VS0504031	PP02	50	50	30	240	960	850x800x1200	1,33
VS0504043	PP02	75	70	20	160	480	1015x800x1200	2,43
VS0599047	PP02	90	90	20	80	240	853x800x1200	3,84
VS0504055	PP02	110	100	20	80	160	940x800x1200	4,28
VS0504067	PP02	125	125	15	60	120	940x800x1200	10,89

HTB curva 80°

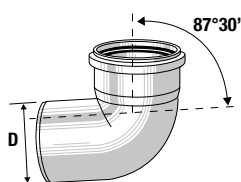
80° bend



COD.	CL	D ₁	DN				HxLxP	€/pz
VS0504009	PP02	32	30	60	480	2880	970x800x1200	1,46
VS0504021	PP02	40	40	50	400	1600	1010x800x1200	1,12
VS0504033	PP02	50	50	30	240	960	850x800x1200	1,33
VS0504045	PP02	75	70	20	160	480	1015x800x1200	2,43
VS0504057	PP02	110	100	20	80	160	940x800x1200	4,28
VS0504069	PP02	125	125	15	60	120	940x800x1200	10,89

HTB curva 87°30'

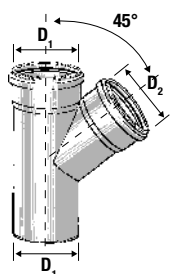
87°30' bend



COD.	CL	D ₁	DN				HxLxP	€/pz
VS0504011	PP02	32	30	60	480	2880	970x800x1200	1,46
VS0504023	PP02	40	40	50	400	1600	1010x800x1200	1,12
VS0504035	PP02	50	50	30	240	960	850x800x1200	1,33
VS0504047	PP02	75	70	20	160	480	1015x800x1200	2,43
VS0599051	PP02	90	90	20	80	240	853x800x1200	3,84
VS0504059	PP02	110	100	20	80	160	940x800x1200	4,28
VS0504071	PP02	125	125	10	40	120	1039x800x1200	10,89
VS0504083	PP02	160	150	10	40	80	1300x800x1200	31,16

HTEA braga 45°

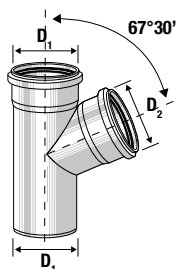
45° equal branch



COD.	CL	D ₁ /D ₂	DN ₁ /DN ₂				HxLxP	€/pz
VS0508001	PP02	32/32	30/30	40	320	1280	850x800x1200	3,01
VS0508007	PP02	40/40	40/40	20	160	640	850x800x1200	2,14
VS0508013	PP02	50/50	50/50	20	160	640	1010x800x1200	2,70
VS0508019	PP02	75/75	70/70	20	80	240	970x800x1200	4,97
VS0599061	PP02	90/90	90/90	20	80	160	940x800x1200	7,28
VS0508025	PP02	110/110	100/100	15	60	120	1150x800x1200	8,09
VS0508031	PP02	125/125	125/125	10	40	80	1300x800x1200	34,62
VS0508037	PP02	160/160	150/150	1	-	30	930x800x1200	112,61

HTEA braga 67°30'

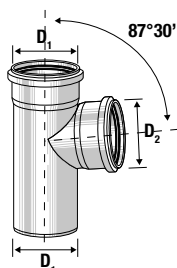
67°30' equal branch



COD.	CL	D ₁ /D ₂	DN ₁ /DN ₂				HxLxP	€/pz
VS0508003	PP02	32/32	30/30	40	320	1280	850x800x1200	3,01
VS0508009	PP02	40/40	40/40	20	160	640	850x800x1200	2,14
VS0508015	PP02	50/50	50/50	20	160	640	1010x800x1200	2,70
VS0508021	PP02	75/75	70/70	20	80	240	970x800x1200	4,97
VS0508027	PP02	110/110	100/100	20	80	160	1300x800x1200	8,09
VS0508033	PP02	125/125	125/125	5	20	60	1039x800x1200	37,28
VS0508039	PP02	160/160	150/150	1	-	32	930x800x1200	112,61

HTEA braga 87°30'

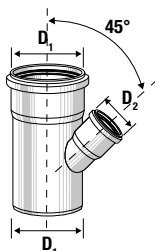
87°30' equal branch



COD.	CL	D ₁ /D ₂	DN ₁ /DN ₂				HxLxP	€/pz
VS0508005	PP02	32/32	30/30	40	320	1280	850x800x1200	3,01
VS0508011	PP02	40/40	40/40	20	160	640	850x800x1200	2,14
VS0508017	PP02	50/50	50/50	20	160	640	1010x800x1200	2,70
VS0508023	PP02	75/75	70/70	20	80	240	853x800x1200	4,97
VS0599065	PP02	90/90	90/90	20	80	160	940x800x1200	7,28
VS0508029	PP02	110/110	100/100	20	80	160	1150x800x1200	8,09
VS0508035	PP02	125/125	125/125	10	40	80	940x800x1200	37,28
VS0508041	PP02	160/160	150/150	4	16	32	940x800x1200	112,61

HTEA braga ridotta 45°

45° reducing branch

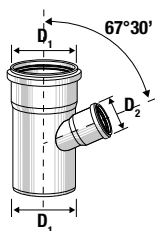


COD.	CL	D ₁ /D ₂	DN ₁ /DN ₂				HxLxP	€/pz
VS0510001	PP02	40/32	40/30	40	320	1280	1010x800x1200	3,26
VS0510007	PP02	50/40	50/40	20	160	640	1010x800x1200	2,41
VS0510013	PP02	75/40	70/40	25	100	300	853x800x1200	4,22
VS0510019	PP02	75/50	70/50	25	100	300	970x800x1200	4,38
VS0599071	PP02	90/40	90/40	20	80	240	853x800x1200	5,09
VS0599073	PP02	90/50	90/50	20	80	240	970x800x1200	5,19
VS0510025	PP02	110/40	100/40	20	80	160	940x800x1200	5,22
VS0510031	PP02	110/50	100/50	20	80	160	940x800x1200	5,35
VS0510037	PP02	110/75	100/70	15	60	120	940x800x1200	7,66
VS0599089	PP02	110/90	100/90	10	40	120	970x800x1200	14,41
VS0510043 *	PP02	125/50	125/50	10	40	120	970x800x1200	23,43
VS0510049	PP02	125/110	125/100	8	32	64	940x800x1200	27,33
VS0510061	PP02	160/110	150/100	5	20	40	940x800x1200	73,07
VS0510067	PP02	160/125	150/125	5	20	40	940x800x1200	94,45

* Derivazione saldata. - *Welded.*

HTEA braga ridotta 67°30'

67°30' reducing branch

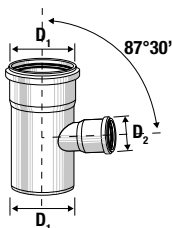


COD.	CL	D ₁ /D ₂	DN ₁ /DN ₂				HxLxP	€/pz
VS0510003	PP02	40/32	40/30	40	320	1280	1010x800x1200	3,26
VS0510009	PP02	50/40	50/40	25	200	800	1010x800x1200	2,41
VS0510015	PP02	75/40	70/40	25	100	300	853x800x1200	4,22
VS0510021	PP02	75/50	70/50	25	100	300	970x800x1200	4,38
VS0510027	PP02	110/40	100/40	20	80	160	940x800x1200	5,22
VS0510033	PP02	110/50	100/50	20	80	160	940x800x1200	5,35
VS0510039	PP02	110/75	100/70	15	60	120	940x800x1200	7,66
VS0510045 *	PP02	125/50	125/50	10	40	120	1039x800x1200	23,43
VS0510051	PP02	125/110	125/100	8	32	64	940x800x1200	27,33
VS0510063	PP02	160/110	150/100	5	20	40	940x800x1200	73,07
VS0510069	PP02	160/125	150/125	5	20	40	940x800x1200	113,39

* Derivazione saldata. - *Welded.*

HTEA braga ridotta 87°30'

87°30' reducing branch

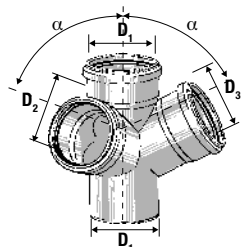


COD.	CL	D ₁ /D ₂	DN ₁ /DN ₂				HxLxP	€/pz
VS0510005	PP02	40/32	40/30	40	320	1280	1010x800x1200	3,26
VS0510011	PP02	50/40	50/40	25	200	800	1010x800x1200	2,41
VS0510017	PP02	75/40	70/40	25	100	300	853x800x1200	4,22
VS0510023	PP02	75/50	70/50	25	100	300	853x800x1200	4,38
VS0599075	PP02	90/40	90/40	20	80	240	853x800x1200	5,09
VS0599077	PP02	90/50	90/50	20	80	240	853x800x1200	5,19
VS0510029	PP02	110/40	100/40	20	80	240	1039x800x1200	5,22
VS0510035	PP02	110/50	100/50	20	80	160	940x800x1200	5,35
VS0510041	PP02	110/75	100/70	15	60	120	940x800x1200	7,66
VS0599091	PP02	110/90	100/90	10	40	120	970x800x1200	14,41
VS0510047 *	PP02	125/50	125/50	10	40	120	1039x800x1200	23,43
VS0510053	PP02	125/110	125/100	8	32	96	1039x800x1200	27,33
VS0510065	PP02	160/110	150/100	5	20	40	940x800x1200	73,07
VS0510071	PP02	160/125	150/125	5	20	40	940x800x1200	113,39

* Derivazione saldata. - *Welded.*

HTED braga a scagno angolazione doppia

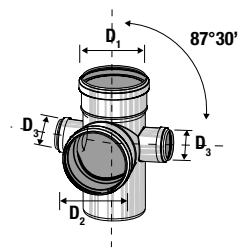
Corner branch



COD.	CL	D ₁ /D ₂ /D ₃	DN ₁ /DN ₂ /DN ₃	α				HxLxP	€/pz
VS0512001	PP02	110/110/110	110/110/110	67°30'	5	20	60	1039x800x1200	44,15
VS0512003	PP02	110/50/110	110/50/110	67°30'	5	20	60	970x800x1200	44,15
VS0512005	PP02	110/110/50	110/110/50	67°30'	5	20	60	970x800x1200	44,15
VS0512007	PP02	110/50/50	110/50/50	67°30'	10	40	120	853x800x1200	44,15
VS0512033	PP02	110/50/110	110/50/110	87°30"	10	40	80	940x800x1200	44,15
VS0512035	PP02	110/110/50	110/110/50	87°30"	10	40	80	940x800x1200	44,15

HTED braga a scagno angolazione doppia 87°30'

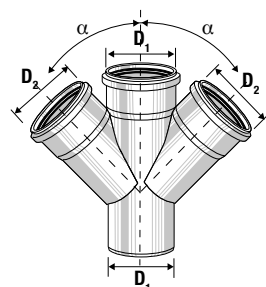
87°30' corner branch



COD.	CL	D ₁ /D ₂ /D ₃	DN ₁ /DN ₂ /DN ₃				HxLxP	€/pz
VS0512037	PP02	110/110/50	110/110/50	10	40	80	940x800x1200	44,15

HTDA braga doppia

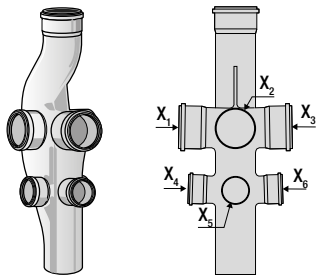
Double branch



COD.	CL	D ₁ /D ₂	DN ₁ /DN ₂	α				HxLxP	€/pz
VS0506001	PP02	50/50	50/50	67°30'	20	160	480	1015x800x1200	15,89
VS0506005	PP02	75/75	70/70	67°30'	10	40	120	853x800x1200	18,18
VS0599085	PP02	90/40	90/40	45°	15	60	180	853x800x1200	15,89
VS0599087	PP02	90/50	90/50	45°	15	60	180	970x800x1200	15,89
VS0506010	PP02	110/40	100/40	45°	10	40	120	853x800x1200	21,82
VS0506008	PP02	110/50	100/50	45°	10	40	120	853x800x1200	21,82
VS0506009	PP02	110/50	100/50	67°30'	10	40	120	853x800x1200	15,89
VS0506011	PP02	110/50	100/50	87°30'	10	40	120	853x800x1200	15,89
VS0506013	PP02	110/110	100/100	67°30'	5	20	60	970x800x1200	22,68
VS0506015	PP02	110/110	100/100	87°30'	5	20	60	970x800x1200	22,68

Braga miscelatrice

Ventilation branch



COD.	CL	D	DN	D1	D2	€/pz
New VS0573X ₁ X ₂ X ₃ X ₄ X ₅ X ₆ *	PP02	110	100	110	75	**

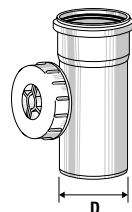
* La "X" assume valore 0 se l'ingresso non ha il bicchiere, oppure 1 se all'ingresso viene saldato il bicchiere.
X=0 if the inlet has no socket, X=1 if the socket is welded to the inlet.

** Su richiesta. - On request.

Per l'ordine è previsto un lotto minimo. - A minimum quantity per order is foreseen.

HTRE ispezione lineare

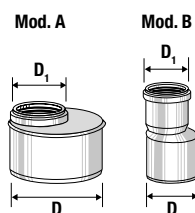
Access pipe



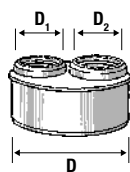
COD.	CL	D	DN				HxLxP	€/pz
VS0516003	PP02	50	50	20	160	480	1015x800x1200	5,03
VS0516005	PP02	75	70	20	80	240	853x800x1200	6,43
VS0599151	PP02	90	90	20	80	160	940x800x1200	8,33
VS0516007	PP02	110	100	15	60	120	940x800x1200	9,24
VS0516009	PP02	125	125	10	40	80	940x800x1200	44,77
VS0516011	PP02	160	150	5	20	40	940x800x1200	65,64

Bicchieri riduzione**Reducing sleeve**

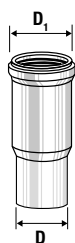
COD.	CL	D/D ₁	DN/DN ₁				HxLxP	€/pz
VS0513000	PP02	40/32	40/30	100	800	4800	970x800x1200	2,32
VS0513001	PP02	50/40	50/40	80	640	3200	1030x800x1200	2,32
VS0599135	PP02	90/75	90/70	20	160	640	850x800x1200	3,67
VS0599137	PP02	110/90	100/90	20	160	640	1010x800x1200	4,24

HTR riduzione eccentrica**Eccentric reducer**

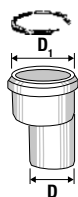
COD.	CL	D/D ₁	DN/DN ₁	Mod.				HxLxP	€/pz
VS0514001	PP02	40/32	40/30	B	50	400	2400	970x800x1200	1,87
VS0514002	PP02	50/32	50/30	B	40	320	1920	970x800x1200	2,16
VS0514003	PP02	50/40	50/40	B	50	400	1600	1010x800x1200	1,29
VS0514005	PP02	75/40	70/40	A	30	240	960	850x800x1200	2,16
VS0514007	PP02	75/50	70/50	A	30	240	960	850x800x1200	2,41
VS0599131	PP02	90/40	90/40	A	20	160	640	850x800x1200	3,17
VS0599133	PP02	90/50	90/50	A	20	160	640	850x800x1200	3,35
VS0514008	PP02	110/40	100/40	A	20	160	640	1010x800x1200	3,48
VS0514009	PP02	110/50	100/50	A	20	160	640	1010x800x1200	3,48
VS0514011	PP02	110/75	100/70	A	20	160	640	1010x800x1200	4,07
VS0514013	PP02	125/75	125/70	A	20	160	480	1015x800x1200	8,35
VS0514015	PP02	125/110	125/100	A	30	120	360	853x800x1200	9,74
VS0514017	PP02	160/110	150/100	B	20	80	160	940x800x1200	17,69
VS0514019	PP02	160/125	150/125	B	20	80	160	940x800x1200	24,91

HTDR riduzione doppia**Double reducer**

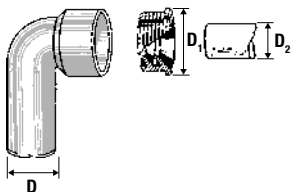
COD.	CL	D/D ₁ /D ₂	DN/DN ₁ /DN ₂				HxLxP	€/pz
VS0525001	PP02	110/40/32	100/40/30	15	120	720	970x800x1200	16,27
VS0525003	PP02	110/40/40	100/40/40	15	120	720	970x800x1200	16,27
VS0525005	PP02	125/40/50	125/40/50	10	80	480	970x800x1200	21,01

Aumento concentrico**Concentric increaser**

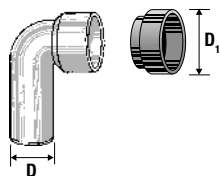
COD.	CL	D	D ₁				HxLxP	€/pz
VS0599161	PP02	90	110	20	160	480	1015x800x1200	8,24

Aumento eccentrico*Eccentric increaser*

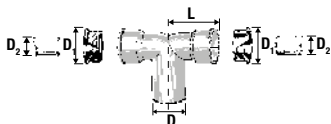
COD.	CL	D/D ₁	DN/DN ₁				HxLxP	€/pz
VS0700033	PP02	40/50	40/50	30	240	1680	970x800x1200	2,56
VS0700034	PP02	32/40	30/40	30	240	1920	930x800x1200	2,67
VS0700039	PP02	50/75	50/70	20	160	1120	970x800x1200	2,91

HTSW curva tecnica completa di morsetto*Bend for trap connection with grommet*

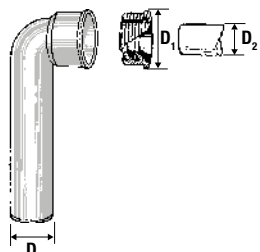
COD.	CL	D/D ₁	D ₂	DN/DN ₂				HxLxP	€/pz
VS0518003	PP02	32/46	24-32	30/40	40	320	1280	850x800x1200	3,40
VS0518007	PP02	40/46	24-32	40/40	40	320	1280	850x800x1200	1,91
VS0518009	PP02	40/46	36-40	40/40	40	320	1280	850x800x1200	1,91
VS0518013	PP02	40/53,5	24-32	40/50	20	160	960	970x800x1200	1,91
VS0518015	PP02	40/53,5	36-40	40/50	20	160	960	970x800x1200	1,91
VS0518017	PP02	50/53,5	24-32	50/50	20	160	960	970x800x1200	2,29
VS0518019	PP02	50/53,5	36-40	50/50	20	160	960	970x800x1200	2,29
VS0518021	PP02	50/60	46-55	50/50	20	160	960	970x800x1200	2,87

HTSW curva tecnica completa, senza morsetto con tappo*Bend for trap connection with cap, without grommet*

COD.	CL	D/D ₁	DN/DN ₁				HxLxP	€/pz
VS0518103	PP02	32/46	30/40	40	320	1280	850x800x1200	2,98
VS0518107	PP02	40/46	40/40	40	320	1280	850x800x1200	1,50

HTSDW curva tecnica doppia con morsetti*Back to back connector for trap with grommets*

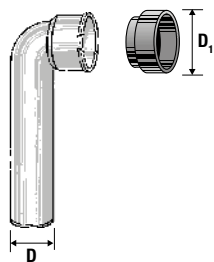
COD.	CL	D/D ₁	D ₂	DN/DN ₁	L				HxLxP	€/pz
VS0519001	PP02	50/50	24-32	50/50	80	20	160	640	1010x800x1200	4,38
VS0519003	PP02	50/50	36-40	50/50	80	20	160	640	1010x800x1200	4,38

HTGL curva tecnica prolungata con morsetto*Extended bend for trap connection with grommet*

COD.	CL	D/D ₁	D ₂	DN/DN ₁				HxLxP	€/pz
VS0520002	PP02	32/46	24/32	30/40	20	160	960	970x800x1200	3,89
VS0520003	PP02	32/50	24/32	30/50	20	160	960	970x800x1200	3,89
VS0520004	PP02	40/46	24/32	40/40	20	160	640	850x800x1200	2,98
VS0520006	PP02	40/46	36/40	40/40	20	160	640	850x800x1200	2,98
VS0520007	PP02	40/50	24/32	40/50	20	160	640	850x800x1200	2,54
VS0520009	PP02	40/50	36/40	40/50	20	160	640	850x800x1200	2,54

HTSW curva tecnica prolungata senza morsetto con tappo

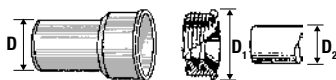
Extended bend for trap connection with cap, without grommet



COD.	CL	D/D ₁	DN/DN ₁				HxLxP	€/pz
VS0520102	PP02	32/46	30/40	20	160	960	970x800x1200	3,39
VS0520103	PP02	32/50	30/50	20	160	960	970x800x1200	3,39
VS0520104	PP02	40/46	40/40	20	160	960	970x800x1200	1,99
VS0520107	PP02	40/50	40/50	20	160	960	970x800x1200	1,99

HTS raccordo dritto con morsetto

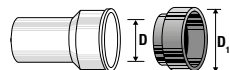
Straight fitting with grommet



COD.	CL	D/D ₁	D ₂	DN/DN ₁				HxLxP	€/pz
VS0522003	PP02	32/46	24-32	30/40	40	320	1920	970x800x1200	3,48
VS0522007	PP02	40/46	24-32	40/40	40	320	1280	850x800x1200	1,67
VS0522009	PP02	40/46	36-40	40/40	40	320	1920	970x800x1200	1,67
VS0522013	PP02	40/50	24-32	40/50	40	320	1280	850x800x1200	1,67
VS0522015	PP02	40/50	36-40	40/50	40	320	1280	850x800x1200	1,67
VS0522017	PP02	40/53,5	36-40	40/50	40	320	1280	850x800x1200	1,67
VS0522019	PP02	50/53,5	24-32	50/50	20	160	960	970x800x1200	1,97
VS0522021	PP02	50/53,5	36-40	50/50	20	160	960	970x800x1200	1,97

HTS raccordo dritto, senza morsetto con tappo

Straight fitting with cap, without grommet



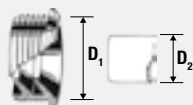
COD.	CL	D/D ₁	DN/DN ₁				HxLxP	€/pz
VS0522103	PP02	32/46	30/40	40	320	1920	970x800x1200	3,07
VS0522107	PP02	40/46	40/40	40	320	1920	970x800x1200	1,28

ACCESSORI

Accessories

Morsetto in gomma

Rubber grommet



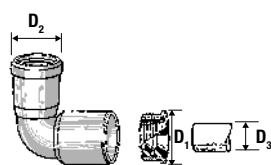
COD.	CL	D ₁	D ₂				HxLxP	€/pz
VS0334003	CC01	46	24-32	100	800	8000	1130x800x1200	0,56
VS0334005	CC01	46	36-40	150	1200	7200	1060x800x1200	0,56
VS0523009	PP02	50	24-32	30	600	4200	935x800x1200	1,29
VS0523011	PP02	50	36-40	30	600	4200	935x800x1200	1,29
VS0523015	PP02	53,5	24-32	30	600	4200	935x800x1200	1,29
VS0523017	PP02	53,5	36-40	30	600	4200	935x800x1200	1,29
VS0523019	PP02	60	46-55	30	600	4200	935x800x1200	1,67

Tappo di protezione

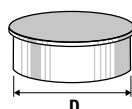
Protective cap



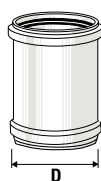
COD.	CL	D				HxLxP	€/pz
VS0503222	CC01	46	40	800	5600	935x800x1200	0,40
VS0503224	CC01	50	40	800	5600	935x800x1200	0,50

HTRB curva ridotta 40/50 1"1/4 con morsetto*Reducing bend 40/50 1"1/4 with grommet*

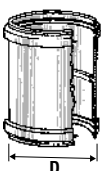
COD.	CL	D ₁ /D ₂	D ₃	DN ₂				HxLxP	€/pz
VS0532001	PP02	46/40	24-32	40	20	160	960	970x800x1200	2,28

HTM tappo di chiusura*Cap*

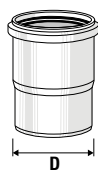
COD.	CL	D	DN				HxLxP	€/pz
VS0524001	PP02	40	40	40	800	5600	935x800x1200	0,77
VS0524003	PP02	50	50	20	400	2800	935x800x1200	1,01
VS0524005	PP02	75	70	15	300	2100	935x800x1200	1,64
VS0599141	PP02	90	90	30	240	1440	970x800x1200	2,59
VS0524007	PP02	110	100	20	160	960	970x800x1200	2,86
VS0524009	PP02	125	125	10	80	480	970x800x1200	5,95
VS0524011	PP02	160	150	10	80	320	1010x800x1200	14,05

HTU manicotto scorrevole*Sliding sleeve*

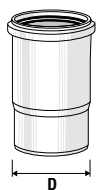
COD.	CL	D	DN				HxLxP	€/pz
VS0526000	PP02	32	30	60	480	2880	970x800x1200	2,29
VS0526001	PP02	40	40	30	240	1440	970x800x1200	1,65
VS0526003	PP02	50	50	30	240	1440	970x800x1200	2,16
VS0526005	PP02	75	70	20	160	640	1010x800x1200	3,05
VS0599101	PP02	90	90	20	160	480	1015x800x1200	4,57
VS0526007	PP02	110	100	20	80	240	970x800x1200	5,09
VS0526009	PP02	125	125	20	80	160	940x800x1200	12,17
VS0526011	PP02	160	150	10	40	80	940x800x1200	24,73

HTMM manicotto 2 bicchieri*Bi-joint*

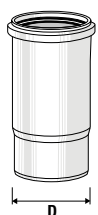
COD.	CL	D	DN				HxLxP	€/pz
VS0528000	PP02	32	30	60	480	2880	970x800x1200	2,29
VS0528001	PP02	40	40	30	240	1440	970x800x1200	1,65
VS0528003	PP02	50	50	30	240	1440	970x800x1200	2,16
VS0528005	PP02	75	70	20	160	640	1010x800x1200	3,05
VS0599111	PP02	90	90	20	160	480	1015x800x1200	4,57
VS0528007	PP02	110	100	20	80	240	970x800x1200	5,09
VS0528009	PP02	125	125	20	80	160	940x800x1200	12,17
VS0528011	PP02	160	150	10	40	80	940x800x1200	24,85

HTL2 bicchiere doppia profondità**Double depth socket**

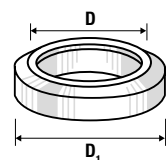
COD.	CL	D	DN				HxLxP	€/pz
VS0530001	PP02	40	40	30	240	1440	970x800x1200	3,57
VS0530003	PP02	50	50	20	160	960	970x800x1200	3,83
VS0530005	PP02	75	70	20	160	480	1015x800x1200	5,23
VS0599121	PP02	90	90	10	80	320	1010x800x1200	7,46
VS0530007	PP02	110	100	20	80	240	970x800x1200	7,76
VS0530009	PP02	125	125	10	40	120	853x800x1200	17,04

HTLL3 bicchiere tripla profondità**Triple depth socket**

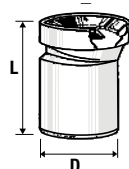
COD.	CL	D	DN				HxLxP	€/pz
VS0531001	PP02	40	40	30	240	960	850x800x1200	3,69
VS0531003	PP02	50	50	20	160	960	970x800x1200	3,99
VS0531005	PP02	75	70	20	160	480	1015x800x1200	5,39
VS0599123	PP02	90	90	10	80	320	1010x800x1200	7,66
VS0531007	PP02	110	100	20	80	160	940x800x1200	8,02
VS0531009	PP02	125	125	10	40	120	853x800x1200	18,75

HTLL4 bicchiere quattro profondità**Quadruple depth socket**

COD.	CL	D	DN				HxLxP	€/pz
VS0531013	PP02	40	40	20	160	960	970x800x1200	5,38
VS0531015	PP02	50	50	20	160	640	850x800x1200	5,93
VS0599125	PP02	90	90	20	80	240	970x800x1200	10,82
VS0531011	PP02	110	100	20	80	160	940x800x1200	11,30
VS0531019	PP02	125	125	10	40	120	1039x800x1200	20,40

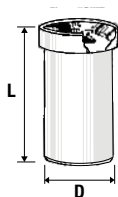
Rosone bianco**White flange**

COD.	CL	D	D ₁				HxLxP	€/pz
VS0588003	CC01	90	145	20	160	960	970x800x1200	2,70
VS0588001	CC01	110	165	20	160	640	850x800x1200	2,98

HTSK raccordo bianco WC eccentrico con guarnizione**White eccentric WC connector with seal**

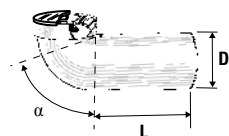
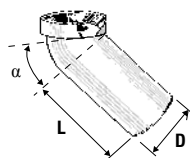
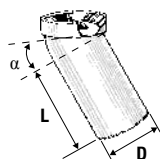
COD.	CL	D	DN	L				HxLxP	€/pz
VS0536005	PP02	110	100	160	20	80	240	970x800x1200	9,53

HTSK raccordo bianco WC con guarnizione

White WC connector with seal

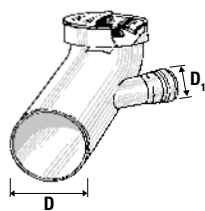
COD.	CL	D	DN	L				HxLxP	€/pz
VS0536001	PP02	110	100	230	20	80	160	940x800x1200	8,49
VS0536003	PP02	110	100	400	10	40	120	1039x800x1200	21,06
VS0536007	PP02	90	90	250	20	80	160	940x800x1200	10,90

HTSB curva bianca WC con guarnizione e tappo

White WC bend with seal and cap

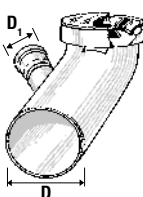
COD.	CL	D ₁	DN	α	L				HxLxP	€/pz
VS0534001	PP02	110	100	90°	230	15	60	120	940x800x1200	8,77
VS0534003	PP02	110	100	45°	230	15	60	120	940x800x1200	8,77
VS0534005	PP02	110	100	22°	230	15	60	180	1039x800x1200	8,77

HTSB curva bianca WC con attacco sinistro, completa di guarnizione e tappo

White WC bend with left inlet, seal and cap

COD.	CL	D/D ₁	DN/DN ₁				HxLxP	€/pz
VS0538001	PP02	110/40	100/40	10	40	80	940x800x1200	14,39
VS0538003	PP02	110/50	100/50	10	40	80	940x800x1200	15,33

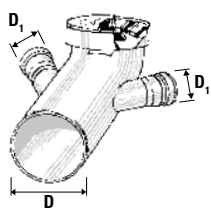
HTSB curva bianca WC con attacco destro, completa di guarnizione e tappo

White WC bend with right inlet, seal and cap

COD.	CL	D/D ₁	DN/DN ₁				HxLxP	€/pz
VS0540001	PP02	110/40	100/40	10	40	120	1039x800x1200	14,39
VS0540003	PP02	110/50	100/50	10	40	120	1039x800x1200	15,33

HTSB curva bianca WC con attacco doppio bicchiere, completa di guarnizione e tappo

White WC bend with 2 inlets, seal and cap

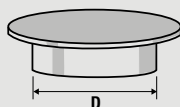


COD.	CL	D/D ₁	DN/DN ₁				HxLxP	€/pz
VS0542001	PP02	110/40	100/40	10	40	80	940x800x1200	20,79
VS0542003	PP02	110/50	100/50	10	40	80	940x800x1200	21,70

RICAMBI

Tappo di protezione curve WC

Cap for WC bend

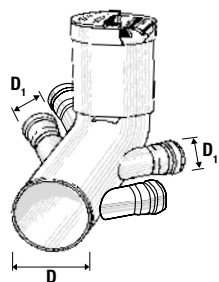


COD.	CL	D				HxLxP	€/pz
VS0503115	PP02	100	20	160	960	970x800x1200	1,23

Per COD. - For codes VS0534001 - VS0534003 - VS0534005 - VS0538001 - VS0538003
VS0540001 - VS0540003 - VS0542001 - VS0542003.

Curva WC con 4 attacchi 110/40 bianca

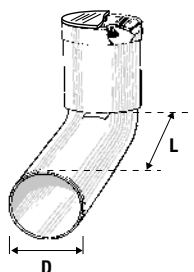
White WC bend with 4 inlets 110/40



COD.	CL	D/D ₁	DN/DN ₁				HxLxP	€/pz
VS0541001	PP02	110/40	100/40	5	20	40	940x800x1200	35,38

Curva bianca WC prolungata completa di guarnizione e tappo

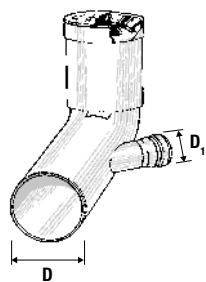
Extended white WC bend with seal and cap



COD.	CL	D	DN	L				HxLxP	€/pz
VS0543001	PP02	110	100	230	10	40	80	940x800x1200	12,76
VS0599241	PP02	90	90	230	15	60	120	940x800x1200	12,16

Curva bianca WC prolungata con attacco sinistro, completa di guarnizione e tappo

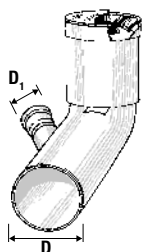
Extended white WC bend with left inlet, seal and cap



COD.	CL	D/D ₁	DN/DN ₁				HxLxP	€/pz
VS0545001	PP02	110/40	100/40	15	60	120	1300x800x1200	18,81
VS0545003	PP02	110/50	100/50	15	60	120	1300x800x1200	19,27

Curva bianca WC prolungata con attacco destro, completa di guarnizione e tappo

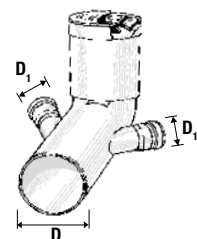
Extended white WC bend with right inlet, seal and cap



COD.	CL	D/D ₁	DN/DN ₁				HxLxP	€/pz
VS0547001	PP02	110/40	100/40	15	60	120	1300x800x1200	18,81
VS0547003	PP02	110/50	100/50	15	60	120	1300x800x1200	19,27

Curva bianca WC prolungata con attacco doppio, completa di guarnizione e tappo

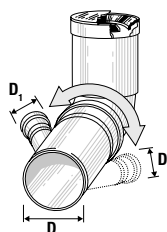
Extended white WC bend with 2 inlets, seal and cap



COD.	CL	D/D ₁	DN/DN ₁				HxLxP	€/pz
VS0549001	PP02	110/40	100/40	10	40	80	1150x800x1200	25,30
VS0549003	PP02	110/50	100/50	10	40	80	1300x800x1200	25,77

Curva bianca WC prolungata con attacco orientabile destro-sinistro, completa di guarnizione e tappo

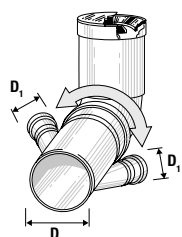
Extended and swiveling white WC bend with seal and cap



COD.	CL	D/D ₁	DN/DN ₁				HxLxP	€/pz
VS0599243	PP02	90/40	90/40	10	40	80	940x800x1200	17,86
VS0599245	PP02	90/50	90/50	10	40	80	940x800x1200	18,37

Curva bianca WC prolungata in 2 parti con doppio attacco, completa di guarnizione e tappo

Extended and swiveling white WC bend in 2 parts with 2 inlets, seal and cap



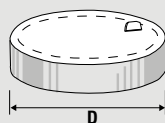
COD.	CL	D/D ₁	DN/DN ₁				HxLxP	€/pz
VS0599247	PP02	90/40	90/40	10	40	80	940x800x1200	24,03
VS0599249	PP02	90/50	90/50	10	40	80	940x800x1200	24,49

RICAMBI

Spares

Anello di bloccaggio
giunzione

Ring for securing joint

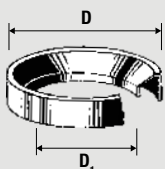


COD.	CL	D				HxLxP	€/pz
VS0585001	PP02	120	20	160	960	970x800x1200	2,32

Per COD. - For codes VS0543001 - VS0545001 - VS0545003 - VS0547001 - VS0547003
VS0549001 - VS0549003 - VS0599241 - VS0599243 - VS0599245 - VS0599247 - VS0599249.

Guarnizione per curva WC
prolungata

Seal for WC extended
bend

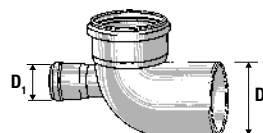


COD.	CL	D	D ₁				HxLxP	€/pz
VS0583001	PP02	120	102	20	160	1280	930x800x1200	2,56

Per COD. - For codes VS0534 - VS0536 - VS0538 - VS0540 - VS0542 - VS0543 - VS0545 - VS0547
VS0549.

HTB curva attacco frontale a 87°30' con guarnizione

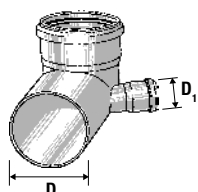
87°30' bend with front inlet, with seal



COD.	CL	D/D ₁	DN/DN ₁				HxLxP	€/pz
VS0551001	PP02	110/50	100/50	15	60	120	940x800x1200	14,39

HTB curva grigia con attacco sinistro

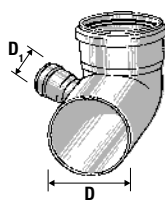
Grey bend with left inlet



COD.	CL	D/D ₁	DN/DN ₁				HxLxP	€/pz
VS0552001	PP02	110/40	100/40	15	60	120	940x800x1200	12,64
VS0552003	PP02	110/50	100/50	15	60	120	940x800x1200	13,59

HTB curva grigia con attacco destro

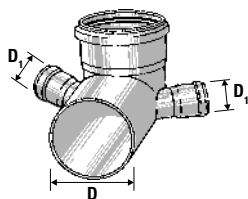
Grey bend with right inlet



COD.	CL	D/D ₁	DN/DN ₁				HxLxP	€/pz
VS0554001	PP02	110/40	100/40	15	60	120	940x800x1200	12,64
VS0554003	PP02	110/50	100/50	15	60	120	940x800x1200	13,59

HTB curva grigia con doppio attacco

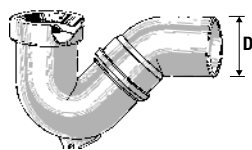
Grey bend with two inlets



COD.	CL	D/D ₁	DN/DN ₁				HxLxP	€/pz
VS0556001	PP02	110/40	100/40	15	60	120	940x800x1200	18,12
VS0556003	PP02	110/50	100/50	15	60	120	940x800x1200	19,00

Sifone allacciamento vaso turca, uscita orizzontale

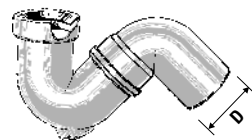
Trap for squatting toilet, horizontal outlet



COD.	CL	D	DN				HxLxP	€/pz
VS0533001	PP02	110	100	5	20	60	970x800x1200	29,54

Sifone allacciamento vaso turca, uscita 45°

Trap for squatting toilet, 45° outlet



COD.	CL	D	DN				HxLxP	€/pz
VS0533011	PP02	110	100	5	20	60	970x800x1200	29,54

Raccordo prolungato PP dado girevole

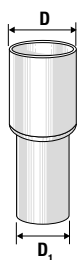
PP extension coupling with nut



COD.	CL	G	D	Dado - Nut				HxLxP	€/pz
VS0700052	SF01	1"1/4	40	ottone - brass	20	160	1280	930x800x1200	8,09
VS0700064	SF01	1"1/2	40	ottone - brass	20	160	1280	930x800x1200	8,60
VS0700069	SF01	1"1/2	50	ottone - brass	20	160	1120	970x800x1200	9,69
VS0700252	SF01	1"1/4	40	plastica - plastic	20	160	1280	930x800x1200	7,37
VS0700264	SF01	1"1/2	40	plastica - plastic	20	160	1120	970x800x1200	7,54
VS0700267	SF01	1"1/4	50	plastica - plastic	20	160	1120	970x800x1200	8,59
VS0700269	SF01	1"1/2	50	plastica - plastic	20	160	1120	970x800x1200	8,59

Tronchetto ridotto in PVC

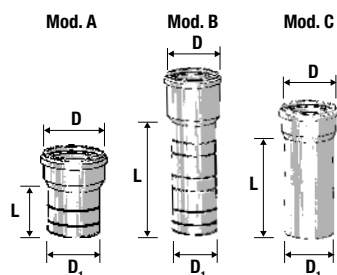
PVC reducer



COD.	CL	D/D ₁	DN/DN ₁	Colore - Colour				HxLxP	€/pz
VS0531333	PP02	125/110	125/100	arancio - orange	10	40	120	970x800x1200	17,54
VS0531335	PP02	140/110	125/100	bruno - brown	5	20	60	970x800x1200	32,22
VS0531337	PP02	150/125	150/125	bruno - brown	5	20	60	1039x800x1200	35,16

Tronchetto in PP per attacco al PVC

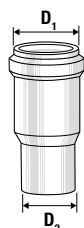
PP fitting for connection to PVC



COD.	CL	D/D ₁	DN	L	Mod.				HxLxP	€/pz
VS0564001	PP02	110/100	100/100	90	A	20	80	240	853x800x1200	8,35
VS0564003	PP02	110/100	100/100	265	B	15	60	120	940x800x1200	10,77
VS0564005	PP02	125/110	125/100	260	C	10	40	120	970x800x1200	15,27
VS0564080	PP02	110/110	100/100	95	A	20	80	240	853x800x1200	10,37
VS0564260	PP02	110/110	100/100	265	B	15	60	120	940x800x1200	12,80

Tronchetto per il collegamento al PVC ad incollaggio

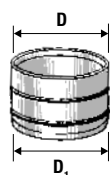
Solvent weld adaptor for connection to PVC



COD.	CL	D ₁ /D ₂	DN ₁ /DN ₂	Mat.				HxLxP	€/pz
VS0564121	SF01	40/40	40/40	PVC	40	320	1920	970x800x1200	3,27
VS0564123	SF01	50/50	50/50	PVC	30	240	1440	970x800x1200	3,35
VS0564150	SF01	50/100	50/100	PVC	10	80	480	970x800x1200	7,79
VS0564075	SF01	75/75	70/70	PVC	15	120	480	850x800x1200	7,04
VS0564131	SF01	75/80	70/80	PVC	15	120	480	1010x800x1200	7,04
VS0564182	SF01	75/82	70/80	PVC	15	120	480	850x800x1200	7,04
VS0564175	SF01	75/100	70/100	PVC	10	80	480	970x800x1200	7,79
VS0564190	SF01	90/100	90/100	PVC	10	80	320	1010x800x1200	7,83
VS0564101	SF01	110/100	100/100	PVC	10	80	320	1010x800x1200	10,89
VS0564251	SF01	110/125	100/125	PVC	10	80	240	1015x800x1200	7,76

Tronchetto con o-ring per allacciamento PP - PVC

Plain-ended adaptor with o-ring for connection of PP to PVC



COD.	CL	D/D ₁	DN/DN ₁	Mat.		HxLxP	€/pz
VS0564110	PP02	100/110	100/100	PVC	1	930x800x1200	3,62

Manicotto riduzione femmina dal PVC al PP, con guarnizione

Female reducer PVC to PP, with ring seal



COD.	CL	D/D ₁	DN/DN ₁	Mat.				HxLxP	€/pz
VS0565001	PP02	100/110	100/100	PVC	20	80	240	853x800x1200	9,51

Manicotto 2 bicchieri collegamento tubi PVC e PP

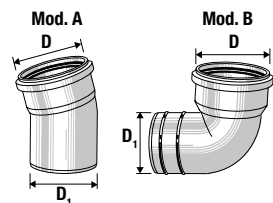
Double socket, connection to PVC and PP pipes



COD.	CL	D/D ₁	DN/DN ₁				HxLxP	€/pz
VS0565022	PP02	100/110	100/100	20	80	240	853x800x1200	10,26

Curva in PP con o-ring e in PVC ad incollaggio per collegamento al PVC

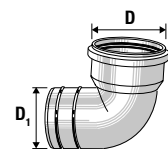
PP bend with o-ring and solvent weld PVC for connection to PVC



COD.	CL	D/D ₁	DN/DN ₁	α	Mod.	Mat.				HxLxP	€/pz
VS0566001	PP02	110/100	100/100	15°	A	PVC	20	80	240	970x800x1200	12,43
VS0566003	PP02	110/100	100/100	30°	A	PVC	20	80	240	970x800x1200	12,43
VS0566005	PP02	110/100	100/100	45°	B	PP	20	80	240	970x800x1200	12,43
VS0566007	PP02	110/100	100/100	67°	A	PVC	20	80	160	940x800x1200	12,43
VS0566009	PP02	110/100	100/100	87°30'	B	PP	20	80	160	940x800x1200	12,43

Curva in PP con o-ring per collegamento al PVC

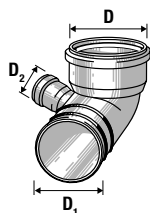
PP bend with o-ring for connection to PVC



COD.	CL	D/D ₁	DN/DN ₁	α	Mat.				HxLxP	€/pz
VS0566015	PP02	110/100	100/100	15°	PVC	20	80	240	970x800x1200	14,45
VS0566030	PP02	110/100	100/100	30°	PVC	20	80	240	970x800x1200	14,45
VS0566045	PP02	110/100	100/100	45°	PP	20	80	240	1039x800x1200	14,45
VS0566067	PP02	110/100	100/100	67°30'	PVC	20	80	160	940x800x1200	14,45
VS0566087	PP02	110/100	100/100	87°30'	PP	20	80	160	940x800x1200	14,45

Curva WC con o-ring e attacco destro

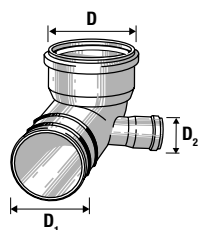
WC bend with o-ring and right inlet



COD.	CL	D/D ₁ /D ₂	DN/DN ₁ /DN ₂				HxLxP	€/pz
VS0567001	PP02	110/100/40	100/100/40	20	80	160	940x800x1200	16,20
VS0567003	PP02	110/100/50	100/100/50	20	80	160	940x800x1200	17,11

Curva WC con o-ring e attacco sinistro

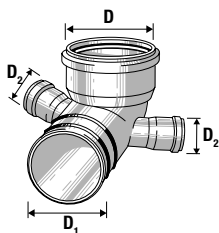
WC bend with o-ring and left inlet



COD.	CL	D/D ₁ /D ₂	DN/DN ₁ /DN ₂				HxLxP	€/pz
VS0567005	PP02	110/100/40	100/100/40	20	80	160	940x800x1200	16,20
VS0567007	PP02	110/100/50	100/100/50	20	80	160	940x800x1200	17,11

Curva WC con o-ring e doppio attacco

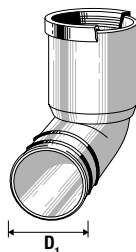
WC bend with o-ring and two inlets



COD.	CL	D/D ₁ /D ₂	DN/DN ₁ /DN ₂				HxLxP	€/pz
VS0567009	PP02	110/100/40	100/100/40	15	60	120	940x800x1200	22,41
VS0567011	PP02	110/100/50	100/100/50	15	60	120	940x800x1200	23,43

Curva WC prolungata con guarnizione e o-ring

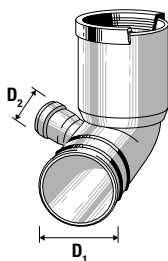
Extended WC bend with seal and o-rings



COD.	CL	D ₁	DN				HxLxP	€/pz
VS0568001	PP02	100	100	15	60	120	940x800x1200	22,80

Curva WC prolungata ridotta con attacco destro

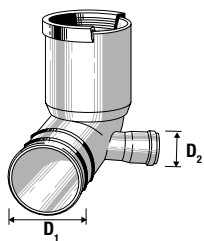
Extended reducing WC bend with right inlet



COD.	CL	D ₁ /D ₂	DN/DN ₁				HxLxP	€/pz
VS0568003	PP02	100/40	100/40	10	40	80	940x800x1200	30,26
VS0568005	PP02	100/50	100/50	10	40	80	940x800x1200	31,01

Curva WC prolungata ridotta con attacco sinistro

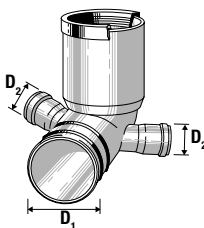
Extended reducing WC bend with left inlet



COD.	CL	D ₁ /D ₂	DN/DN ₁				HxLxP	€/pz
VS0568007	PP02	100/40	100/40	10	40	80	940x800x1200	30,26
VS0568009	PP02	100/50	100/50	10	40	80	940x800x1200	31,01

Curva WC prolungata con doppio attacco

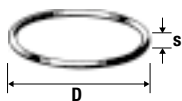
Extended reducing WC bend with two inlets



COD.	CL	D ₁ /D ₂	DN/DN ₁				HxLxP	€/pz
VS0568011	PP02	100/40	100/40	10	40	80	940x800x1200	36,71
VS0568013	PP02	100/50	100/50	10	40	80	940x800x1200	38,24

Guarnizione o-ring per raccordi di allacciamento al PVC

O-ring seal for PVC adaptors



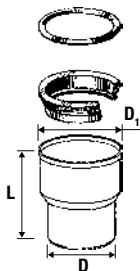
COD.	CL	D	s		€/pz
VS0392222 *	CC01	100	2,4	20	0,29
VS0564099 **	PP02	100	3,53	20	0,82

* Per COD. - For codes VS0564001 - VS0564003 - VS0566005 - VS0566009 - VS0567001 - VS0567003 - VS0567005 - VS0567007 - VS0567009 - VS0567011 - VS0568001 - VS0568003 - VS0568005 - VS0568007 - VS0568009 - VS0568011 - VS0568013.

** Per COD. - For codes VS0564080 - VS0564260 - VS0564110 - VS0566015 - VS0566030 - VS0566045 - VS0566067 - VS0566087.

HTUG raccordo collegamento tubi in ghisa con o-ring e guarnizione

Adaptor for cast iron with o-ring and seal



COD.	CL	D/D ₁	DN	L				HxLxP	€/pz
VS0569001	PP02	50/72	50	151	20	160	960	970x800x1200	5,09
VS0569003	PP02	75/92	70	148	20	160	640	1010x800x1200	6,22
VS0569005	PP02	110/124	100	160	20	80	240	859x800x1200	9,74
VS0569007	PP02	125/151	125	184	10	40	120	853x800x1200	30,76

RICAMBI

Spares

Guarnizione e o-ring per HTUG

Seal and o-ring for HTUG



COD.	CL	D				HxLxP	€/pz
VS0581005	PP02	72	20	400	2800	935x800x1200	1,89
VS0581007	PP02	92	20	400	2800	935x800x1200	2,09
VS0581011	PP02	124	20	160	1280	930x800x1200	2,36
VS0581013	PP02	151	5	100	700	935x800x1200	3,05

Bicchieri in ottone completo di guarnizione per collegamento al tubo metallico

Brass sleeve with seal for connection to metal pipes



COD.	CL	D	D ₁				HxLxP	€/pz
VS0570001	SF01	32	32	40	800	5600	960x800x1200	4,61
VS0570002	SF01	40	32	40	800	5600	935x800x1200	4,61
VS0570003	SF01	40	40	40	800	5600	935x800x1200	4,61
VS0570005	SF01	50	50	20	400	2800	935x800x1200	5,22

RICAMBI

Spares

Guarnizione giunzione
bicchiere con tubo
metallicoRubber grommet for
connection to metal

COD.	CL	D ₁ (PP)	D ₂ (Metal)				HxLxP	€/pz
VS0559001	PP02	40	26-28	50	1000	7000	960x800x1050	1,16
VS0559003	PP02	40	30-32	50	1000	7000	960x800x1050	1,16

Sifone "Firenze"

"Firenze" trap



COD.	CL	D	DN		HxLxP	€/pz
VS0533050	PP02	50	50	1	930x800x1050	27,76
VS0533075	PP02	75	70	1	930x800x1050	33,88
VS0533110	PP02	110	100	1	930x800x1050	47,59
VS0533125	PP02	125	125	1	930x800x1050	102,81
VS0533160	PP02	160	150	1	930x800x1200	206,46

Guarnizione a singolo labbro per bicchieri

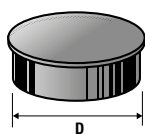
1-lip seal for sockets



COD.	CL	D		€/pz
VS0391001	CC01	32	50	0,16
VS0391003	CC01	40	50	0,17
VS0391005	CC01	50	50	0,20
VS0391007	CC01	56	50	0,23
VS0391009	CC01	63	20	0,27
VS0391011	CC01	75	20	0,33
VS0391222	CC01	100	20	0,43
VS0391013	CC01	90	20	0,43
VS0391015	CC01	110	20	0,46
VS0391017	CC01	125	20	0,75
VS0391019	CC01	160	20	1,02
VS0391021	CC01	200	20	1,80
VS0391023	CC01	250	1	3,66
VS0391025	CC01	315	1	4,93

Tappo di protezione per bicchiere di giunzione

Protection cap for socket



COD.	CL	D				HxLxP	€/pz
VS0503000	CC01	32	100	2000	14000	935x800x1200	0,34
VS0503001	CC01	40	40	800	5600	935x800x1200	0,38
VS0503003	CC01	50	50	400	3200	930x800x1200	0,41
VS0503005	CC01	75	30	240	1920	930x800x1200	0,45
VS0503008	CC01	90	30	240	1440	970x800x1200	0,55
VS0503007	CC01	110	30	240	960	1010x800x1200	0,61
VS0503009	CC01	125	20	160	640	1010x800x1200	0,67
VS0503011	CC01	160	10	80	480	970x800x1200	1,31

Torretta di ventilazione in PP grigio

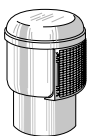
Grey PP vent cowl



COD.	CL	D				HxLxP	€/pz
VS0394001	CC01	50	10	30	120	120x800x1200	20,68
VS0394003	CC01	75	5	15	60	120x800x1200	22,98
VS0394005	CC01	110	5	15	45	120x800x1200	25,90

Areatore in PP grigio con membrana collegamento ai D 50-75-110

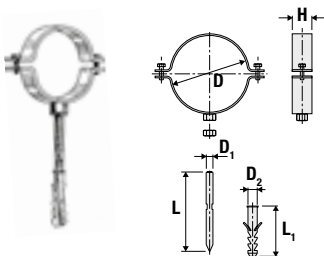
Air admittance valve D 50-75-110



COD.	CL	D				HxLxP	€/pz
VS0700400	SF01	50-75-110	5	40	160	1010x800x1200	84,34

Collare zincato con tassello ad espansione M10, punto fisso/scorrevole

M10 galvanized pipe clip with anchor, fixed and sliding point

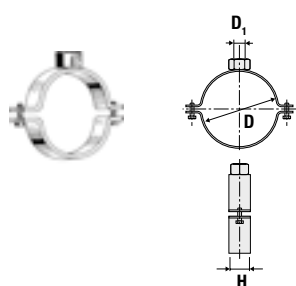


COD.	CL	D	H	L	L ₁	D ₁	D ₂		€/pz
VS0395001	CC01	40	30	120	75	M10	14	50	2,68
VS0395003	CC01	50	30	120	75	M10	14	50	2,93
VS0395007	CC01	75	30	120	75	M10	14	25	3,24
VS0395009	CC01	90	30	120	75	M10	14	25	3,24
VS0395011	CC01	110	30	120	75	M10	14	25	3,24
VS0395013	CC01	125	30	120	75	M10	14	25	3,68
VS0395015	CC01	160	30	120	75	M10	14	25	4,10

Il collare è dotato di un sistema che permette di realizzare il punto fisso o il punto scorrevole semplicemente ruotando di 180° la parte inferiore del collare stesso.

The clips are designed in order to allow fixed and sliding point installations by simply rotating the lower part of the clip itself by 180°.

Collare zincato G1/2" e G1", punto fisso/punto scorrevole
G1/2" and G1" galvanized pipe clip, for fixed and sliding point

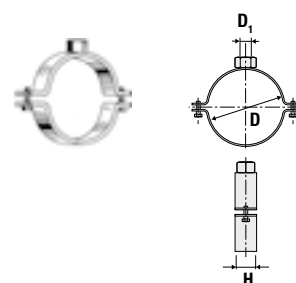


COD.	CL	D	D ₁	H		€/pz
VS0396001	CC01	40	G1/2"	30	50	2,61
VS0396003	CC01	50	G1/2"	30	50	2,83
VS0396007	CC01	75	G1/2"	30	25	3,14
VS0396009	CC01	90	G1/2"	30	25	3,14
VS0396011	CC01	110	G1/2"	30	25	3,14
VS0396013	CC01	125	G1/2"	30	25	3,53
VS0396015	CC01	160	G1/2"	30	25	3,98

Il collare è dotato di un sistema che permette di realizzare il punto fisso o il punto scorrevole semplicemente ruotando di 180° la parte inferiore del collare stesso.

The clips are designed in order to allow fixed and sliding point installations by simply rotating the lower part of the clip itself by 180°.

Collare zincato M10, punto fisso/punto scorrevole
M10 galvanized pipe clip, for fixed and sliding point



COD.	CL	D	D ₁	H		€/pz
VS0396021	CC01	40	M10	30	50	2,61
VS0396023	CC01	50	M10	30	50	2,83
VS0396027	CC01	75	M10	30	25	3,14
VS0396029	CC01	90	M10	30	25	3,14
VS0396031	CC01	110	M10	30	25	3,14
VS0396033	CC01	125	M10	30	25	3,53
VS0396035	CC01	160	M10	30	25	3,98

Il collare è dotato di un sistema che permette di realizzare il punto fisso o il punto scorrevole semplicemente ruotando di 180° la parte inferiore del collare stesso.

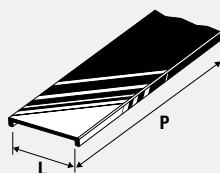
The clips are designed in order to allow fixed and sliding point installations by simply rotating the lower part of the clip itself by 180°.

ACCESSORI

Accessories

Fascetta in rotoli per collari

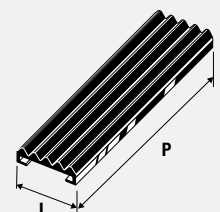
Strip in rolls for pipe clips



COD.	CL	L (mm)	P (m)		€/pz
VS0399001	CC01	30	50	1	75,76

Fascetta antivibrante per collari

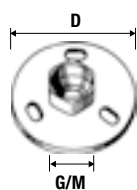
Anti-vibration strip for pipe clips



COD.	CL	L (mm)	P (m)		€/pz
VS0399222	CC01	30	30	1	84,27

Flangia per fissaggio a parete in acciaio zincato

Galvanized steel flange



COD.	CL	D	G/M		€/pz
VS0398001	CC01	70	G1/2"	100	2,30
VS0398003	CC01	70	M10	100	2,30

Barra filettata M 10


Threaded rod M 10



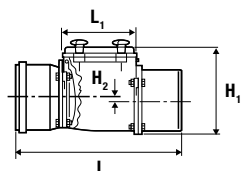
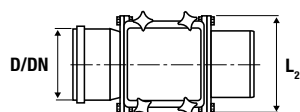
COD.	CL	M	L (cm)		€/pz
VS0408001	CC01	M 10	100	1	2,16

Valvola antiriflusso semplice

Back flow preventing valve




COD.	CL	D	DN	L	L ₁	L ₂	H ₁	h ₂		€/pz
VS0200111	SF01	110	100	305	190	220	290	75	1	264,07
VS0200113	SF01	125	125	315	190	220	290	85	1	322,73
VS0200115	SF01	160	150	375	210	255	220	95	1	381,42
VS0200117	SF01	200	200	450	170	240	240	123	1	770,18

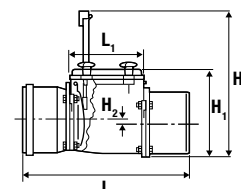
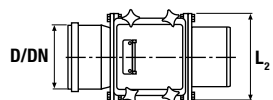


Valvola antiriflusso con chiusura

Back flow preventing valve with single gate

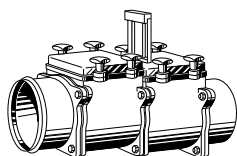



COD.	CL	D	DN	L	L ₁	L ₂	h	H ₁	h ₂		€/pz
VS0200201	SF01	110	100	305	190	220	240-310	200	75	1	388,75
VS0200223	SF01	125	125	315	190	220	250-310	200	85	1	484,11
VS0200225	SF01	160	150	375	210	255	280-350	220	95	1	586,80
VS0200217	SF01	200	200	450	170	240	290-380	240	123	1	880,20

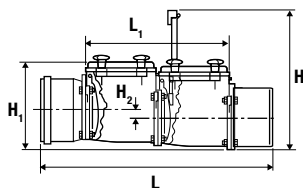
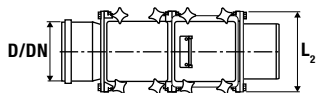


Valvola antiriflusso con chiusura doppia a farfalla

Back flow preventing valve with double gate



COD.	CL	D	DN	L	L ₁	L ₂	h	H ₁	h ₂		€/pz
VS0200301	SF01	110	100	428	275	180	215-270	192	90	1	469,44
VS0200303	SF01	125	125	443	275	180	215-270	192	10	1	542,79
VS0200305	SF01	160	150	550	340	244	275-370	244	10	1	667,47
VS0200307	SF01	200	200	615	334	244	295-348	244	15	1	1.026,90




RICAMBI

Spares

Guarnizione a singolo labbro per valvola antiriflusso

1-lip seal for back flow preventing valves



COD.	CL	D		€/pz
VS0391015	CC01	110	20	0,46
VS0391017	CC01	125	20	0,75
VS0391019	CC01	160	20	1,02
VS0391021	CC01	200	20	1,80

ATTREZZATURE E ACCESSORI EQUIPMENT AND ACCESSORIES

Smussatore
Beveling tool




COD.	CL	D		€/pz
VS0460001	CC01	32 ÷ 160	1	174,02
VS0460003	CC01	40 ÷ 315	1	276,67

RICAMBI

Spare

Lame di ricambio
Spare blades



COD.	CL	D	H	L		€/pz
VS0460110	CC01	32 ÷ 160	32	13	1	32,56
VS0460111	CC01	40 ÷ 315	34	12	1	40,51

Matite vetrografiche
Permanent pens




COD.	CL		€/pz
VS0474001	CC01	1 (12 pz - pcs)	54,84


Soffiante automatico aria
calda
Hot air blower



COD.	CL	Watt		€/pz
VS0476001	CC01	700	1	671,91


Piattina per saldatura
con soffiante
Strip for welding



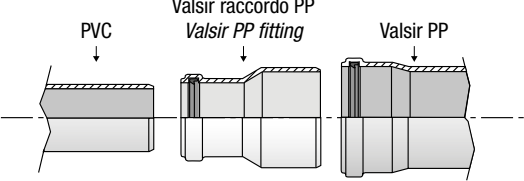
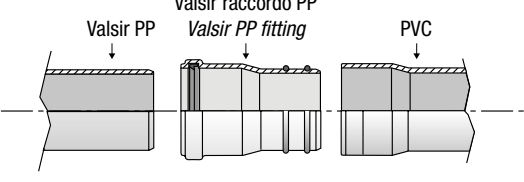
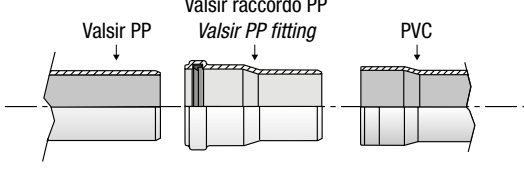
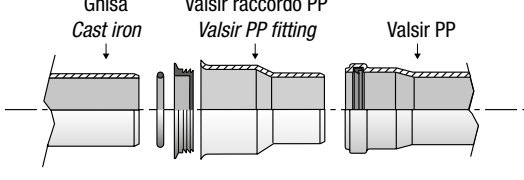
COD.	CL	L (cm)	(mm)		€/pz
VS0477003	ATPP	100	5,5x3	1 (2 kg)	56,78

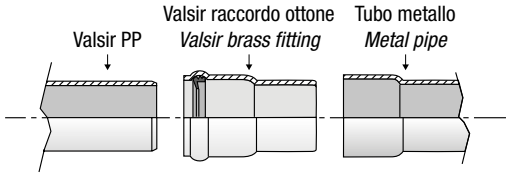
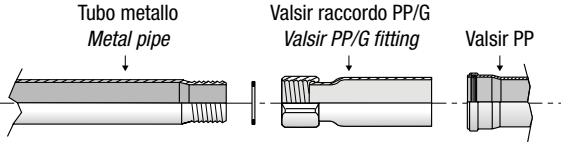
Lubrificante
Lubricant







COD.	CL	g		€/pz
VS0900001	CC01	150	50	1,97
VS0900003	CC01	250	50	2,42





COLLEGAMENTO PP A TUBAZIONI IN MATERIALE DIVERSO
CONNECTION OF SLEEVE WITH PIPES IN DIFFERENT MATERIALS





Materiale da collegare <i>Material to be connected</i>	Sistema di collegamento <i>Connecting system</i>	Codice PP <i>PP code</i>	Dimensioni collegabili <i>Connectable dimensions</i>	
			PVC	Valsir PP
PVC	 <p>Valsir raccordo PP <i>Valsir PP fitting</i></p>	VS0565001	D 100	D 110
		VS0564001	D 100	D 110
	VS0564003			
	 <p>Valsir raccordo PP <i>Valsir PP fitting</i></p>	VS0565022	D 100	D 110
		 <p>Valsir raccordo PP <i>Valsir PP fitting</i></p>	VS0564121	D 40
	VS0564123		D 50	D 50
	VS0564150		D 100	D 50
	VS0564075		D 75	D 75
	VS0564131		D 80	D 75
	VS0564182		D 82	D 75
	VS0564175		D 100	D 75
	VS0564101		D 100	D 110
	VS0564190		D 100	D 90
VS0564251	D 125	D 110		
Ghisa - SML <i>Cast iron - SML</i>	 <p>Valsir raccordo PP <i>Valsir PP fitting</i></p>		Ghisa - SML <i>Cast iron - SML</i>	Valsir PP
		VS0569001	D 58	D 50
		VS0569003	D 83	D 75
		VS0569005	D 110	D 110
		VS0569007	D 135	D 125

Materiale da collegare <i>Material to be connected</i>	Sistema di collegamento <i>Connecting system</i>	Codice PP <i>PP code</i>	Dimensioni collegabili <i>Connectable dimensions</i>	
Tubo metallo <i>Metal pipe</i>	 <p>Valsir PP Valsir raccordo ottone <i>Valsir brass fitting</i> Tubo metallo <i>Metal pipe</i></p>		Tubo metallo <i>Metal pipe</i>	Valsir PP
		VS0570001	D 32	D 32
		VS0570002	D 32	D 40
		VS0570003	D 40	D 40
		VS0570005	D 50	D 50
Tubo metallo <i>Metal pipe</i>	 <p>Tubo metallo <i>Metal pipe</i> Valsir raccordo PP/G <i>Valsir PP/G fitting</i> Valsir PP</p>		Tubo metallo <i>Metal pipe</i>	Valsir PP
		VS0700052	G 1"1/4	D 40
		VS0700064	G 1"1/2	D 40
		VS0700069	G 1"1/2	D 50
		VS0700252	G 1"1/4	D 40
		VS0700264	G 1"1/2	D 40
		VS0700267	G 1"1/4	D 50
		VS0700269	G 1"1/2	D 50

LISTA ARTICOLI LIST OF PRODUCTS

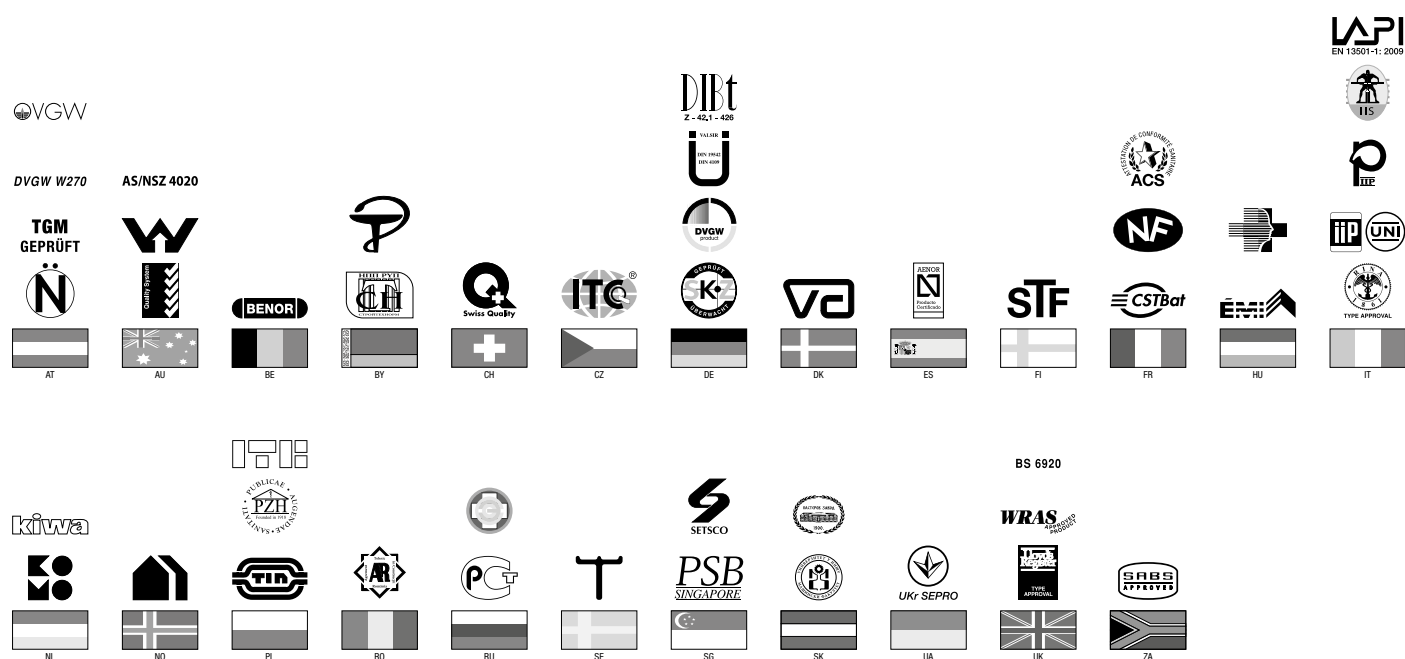
CODICE CODE	PAG. PAGE		PREZZO € PRICE €	CODICE CODE	PAG. PAGE		PREZZO € PRICE €	CODICE CODE	PAG. PAGE		PREZZO € PRICE €	CODICE CODE	PAG. PAGE		PREZZO € PRICE €
VS0200111	30	1	264,07	VS0396021	29	50	2,61	VS0500061	6	30	1,79	VS0502025	7	25	2,92
VS0200113	30	1	322,73	VS0396023	29	50	2,83	VS0500063	6	20	2,23	VS0502026	7	20	4,16
VS0200115	30	1	381,42	VS0396027	29	25	3,14	VS0500065	6	20	3,39	VS0502027	7	20	4,35
VS0200117	30	1	770,18	VS0396029	29	25	3,14	VS0500067	6	25	4,64	VS0502028	7	20	7,04
VS0200201	30	1	388,75	VS0396031	29	25	3,14	VS0500069	6	25	5,67	VS0502029	7	20	8,60
VS0200217	30	1	880,20	VS0396033	29	25	3,53	VS0500071	6	25	9,59	VS0502031	7	20	12,50
VS0200223	30	1	484,11	VS0396035	29	25	3,98	VS0500073	6	25	10,71	VS0502037	7	10	4,57
VS0200225	30	1	586,80	VS0398001	30	100	2,30	VS0500075	6	25	15,06	VS0502038	7	10	6,09
VS0200301	31	1	469,44	VS0398003	30	100	2,30	VS0500079	7	30	26,21	VS0502039	7	10	7,01
VS0200303	31	1	542,79	VS0399001	29	1	75,76	VS0500081	6	15	2,92	VS0502040	7	10	10,06
VS0200305	31	1	667,47	VS0399222	29	1	84,27	VS0500083	6	15	3,86	VS0502041	8	10	12,88
VS0200307	31	1	1.026,90	VS0408001	30	1	2,16	VS0500085	6	15	6,36	VS0502043	8	10	18,80
VS0334003	15	100	0,56	VS0460001	32	1	174,02	VS0500087	6	15	8,87	VS0502049	8	12	8,11
VS0334005	15	150	0,56	VS0460003	32	1	276,67	VS0500089	6	15	10,73	VS0502050	8	10	11,96
VS0391001	27	50	0,16	VS0460110	32	1	32,56	VS0500091	6	15	15,41	VS0502051	8	10	13,34
VS0391003	27	50	0,17	VS0460111	32	1	40,51	VS0500093	6	15	21,95	VS0502052	8	10	18,31
VS0391005	27	50	0,20	VS0474001	32	1	54,84	VS0500095	6	15	33,61	VS0502053	8	10	22,69
VS0391007	27	50	0,23	VS0476001	32	1	671,91	VS0500099	7	15	48,17	VS0502055	8	10	35,08
VS0391009	27	20	0,27	VS0477003	32	1	56,78	VS0500101	6	10	7,04	VS0502061	8	6	14,18
VS0391011	27	20	0,33	VS0500001	6	30	1,15	VS0500103	6	10	7,53	VS0502063	8	8	21,60
VS0391013	27	20	0,43	VS0500003	6	30	1,51	VS0500105	6	6	10,33	VS0502064	8	8	29,02
VS0391015	27	20	0,46	VS0500005	6	30	2,38	VS0500107	7	8	15,06	VS0502065	8	8	41,49
VS0391017	27	20	0,75	VS0500007	6	30	2,69	VS0500109	7	10	18,70	VS0502067	8	8	52,15
VS0391019	27	20	1,02	VS0500009	6	30	3,83	VS0500111	7	10	25,74	VS0503000	28	100	0,34
VS0391021	27	20	1,80	VS0500011	6	30	5,35	VS0500113	7	10	33,61	VS0503001	28	40	0,38
VS0391023	27	1	3,66	VS0500013	6	30	7,14	VS0500115	7	10	47,81	VS0503003	28	50	0,41
VS0391025	27	1	4,93	VS0500015	6	30	10,69	VS0500119	7	10	72,94	VS0503005	28	30	0,45
VS0391222	27	20	0,43	VS0500019	7	50	13,82	VS0500121	7	10	12,02	VS0503007	28	30	0,61
VS0392222	26	20	0,29	VS0500021	6	30	1,07	VS0500123	7	10	17,23	VS0503008	28	30	0,55
VS0394001	28	10	20,68	VS0500023	6	30	1,29	VS0500125	7	10	21,66	VS0503009	28	20	0,67
VS0394003	28	5	22,98	VS0500025	6	50	1,89	VS0500129	7	10	32,16	VS0503011	28	10	1,31
VS0394005	28	5	25,90	VS0500027	6	30	2,40	VS0500131	7	10	44,82	VS0503115	19	20	1,23
VS0395001	28	50	2,68	VS0500029	6	30	3,12	VS0500133	7	10	58,13	VS0503222	15	40	0,40
VS0395003	28	50	2,93	VS0500031	6	30	4,39	VS0500135	7	10	84,71	VS0503224	15	40	0,50
VS0395007	28	25	3,24	VS0500033	6	30	6,03	VS0502001	7	30	3,86	VS0504001	8	80	1,46
VS0395009	28	25	3,24	VS0500035	6	30	8,76	VS0502002	7	30	4,14	VS0504003	8	80	1,46
VS0395011	28	25	3,24	VS0500039	7	50	14,44	VS0502003	7	30	4,34	VS0504005	8	80	1,46
VS0395013	28	25	3,68	VS0500041	6	30	1,31	VS0502004	7	30	6,81	VS0504007	9	60	1,46
VS0395015	28	25	4,10	VS0500043	6	30	1,57	VS0502005	7	30	8,26	VS0504009	9	60	1,46
VS0396001	29	50	2,61	VS0500045	6	35	2,31	VS0502007	7	30	11,00	VS0504011	9	60	1,46
VS0396003	29	50	2,83	VS0500047	6	30	3,01	VS0502013	7	35	2,41	VS0504013	8	50	1,12
VS0396007	29	25	3,14	VS0500049	6	30	3,86	VS0502014	7	30	3,41	VS0504015	8	50	1,12
VS0396009	29	25	3,14	VS0500051	6	30	6,74	VS0502015	7	30	3,62	VS0504017	8	50	1,12
VS0396011	29	25	3,14	VS0500053	6	30	7,64	VS0502016	7	30	5,56	VS0504019	9	50	1,12
VS0396013	29	25	3,53	VS0500055	6	30	11,21	VS0502017	7	30	6,52	VS0504021	9	50	1,12
VS0396015	29	25	3,98	VS0500059	7	50	17,24	VS0502019	7	30	9,63	VS0504023	9	50	1,12

CODICE CODE	PAG. PAGE		PREZZO € PRICE €	CODICE CODE	PAG. PAGE		PREZZO € PRICE €	CODICE CODE	PAG. PAGE		PREZZO € PRICE €	CODICE CODE	PAG. PAGE		PREZZO € PRICE €
VS0504025	8	30	1,33	VS0508021	10	20	4,97	VS0512005	11	5	44,15	VS0522003	15	40	3,48
VS0504027	8	30	1,33	VS0508023	10	20	4,97	VS0512007	11	10	44,15	VS0522007	15	40	1,67
VS0504029	8	30	1,33	VS0508025	9	15	8,09	VS0512033	11	10	44,15	VS0522009	15	40	1,67
VS0504031	9	30	1,33	VS0508027	10	20	8,09	VS0512035	11	10	44,15	VS0522013	15	40	1,67
VS0504033	9	30	1,33	VS0508029	10	20	8,09	VS0512037	12	10	44,15	VS0522015	15	40	1,67
VS0504035	9	30	1,33	VS0508031	9	10	34,62	VS0513000	13	100	2,32	VS0522017	15	40	1,67
VS0504037	8	20	2,43	VS0508033	10	5	37,28	VS0513001	13	80	2,32	VS0522019	15	20	1,97
VS0504039	8	20	2,43	VS0508035	10	10	37,28	VS0514001	13	50	1,87	VS0522021	15	20	1,97
VS0504041	8	20	2,43	VS0508037	9	1	112,61	VS0514002	13	40	2,16	VS0522103	15	40	3,07
VS0504043	9	20	2,43	VS0508039	10	1	112,61	VS0514003	13	50	1,29	VS0522107	15	40	1,28
VS0504045	9	20	2,43	VS0508041	10	4	112,61	VS0514005	13	30	2,16	VS0523009	15	30	1,29
VS0504047	9	20	2,43	VS0510001	10	40	3,26	VS0514007	13	30	2,41	VS0523011	15	30	1,29
VS0504049	8	20	4,28	VS0510003	11	40	3,26	VS0514008	13	20	3,48	VS0523015	15	30	1,29
VS0504051	8	20	4,28	VS0510005	11	40	3,26	VS0514009	13	20	3,48	VS0523017	15	30	1,29
VS0504053	8	20	4,28	VS0510007	10	20	2,41	VS0514011	13	20	4,07	VS0523019	15	30	1,67
VS0504055	9	20	4,28	VS0510009	11	25	2,41	VS0514013	13	20	8,35	VS0524001	16	40	0,77
VS0504057	9	20	4,28	VS0510011	11	25	2,41	VS0514015	13	30	9,74	VS0524003	16	20	1,01
VS0504059	9	20	4,28	VS0510013	10	25	4,22	VS0514017	13	20	17,69	VS0524005	16	15	1,64
VS0504061	8	20	10,89	VS0510015	11	25	4,22	VS0514019	13	20	24,91	VS0524007	16	20	2,86
VS0504063	8	20	10,89	VS0510017	11	25	4,22	VS0516003	12	20	5,03	VS0524009	16	10	5,95
VS0504065	8	15	10,89	VS0510019	10	25	4,38	VS0516005	12	20	6,43	VS0524011	16	10	14,05
VS0504067	9	15	10,89	VS0510021	11	25	4,38	VS0516007	12	15	9,24	VS0525001	13	15	16,27
VS0504069	9	15	10,89	VS0510023	11	25	4,38	VS0516009	12	10	44,77	VS0525003	13	15	16,27
VS0504071	9	10	10,89	VS0510025	10	20	5,22	VS0516011	12	5	65,64	VS0525005	13	10	21,01
VS0504073	8	10	25,78	VS0510027	11	20	5,22	VS0518003	14	40	3,40	VS0526000	16	60	2,29
VS0504075	8	10	25,78	VS0510029	11	20	5,22	VS0518007	14	40	1,91	VS0526001	16	30	1,65
VS0504077	8	10	25,78	VS0510031	10	20	5,35	VS0518009	14	40	1,91	VS0526003	16	30	2,16
VS0504083	9	10	31,16	VS0510033	11	20	5,35	VS0518013	14	20	1,91	VS0526005	16	20	3,05
VS0506001	12	20	15,89	VS0510035	11	20	5,35	VS0518015	14	20	1,91	VS0526007	16	20	5,09
VS0506005	12	10	18,18	VS0510037	10	15	7,66	VS0518017	14	20	2,29	VS0526009	16	20	12,17
VS0506008	12	10	21,82	VS0510039	11	15	7,66	VS0518019	14	20	2,29	VS0526011	16	10	24,73
VS0506009	12	10	15,89	VS0510041	11	15	7,66	VS0518021	14	20	2,87	VS0528000	16	60	2,29
VS0506010	12	10	21,82	VS0510043	10	10	23,43	VS0518103	14	40	2,98	VS0528001	16	30	1,65
VS0506011	12	10	15,89	VS0510045	11	10	23,43	VS0518107	14	40	1,50	VS0528003	16	30	2,16
VS0506013	12	5	22,68	VS0510047	11	10	23,43	VS0519001	14	20	4,38	VS0528005	16	20	3,05
VS0506015	12	5	22,68	VS0510049	10	8	27,33	VS0519003	14	20	4,38	VS0528007	16	20	5,09
VS0508001	9	40	3,01	VS0510051	11	8	27,33	VS0520002	14	20	3,89	VS0528009	16	20	12,17
VS0508003	10	40	3,01	VS0510053	11	8	27,33	VS0520003	14	20	3,89	VS0528011	16	10	24,85
VS0508005	10	40	3,01	VS0510061	10	5	73,07	VS0520004	14	20	2,98	VS0530001	17	30	3,57
VS0508007	9	20	2,14	VS0510063	11	5	73,07	VS0520006	14	20	2,98	VS0530003	17	20	3,83
VS0508009	10	20	2,14	VS0510065	11	5	73,07	VS0520007	14	20	2,54	VS0530005	17	20	5,23
VS0508011	10	20	2,14	VS0510067	10	5	94,45	VS0520009	14	20	2,54	VS0530007	17	20	7,76
VS0508013	9	20	2,70	VS0510069	11	5	113,39	VS0520102	15	20	3,39	VS0530009	17	10	17,04
VS0508015	10	20	2,70	VS0510071	11	5	113,39	VS0520103	15	20	3,39	VS0531001	17	30	3,69
VS0508017	10	20	2,70	VS0512001	11	5	44,15	VS0520104	15	20	1,99	VS0531003	17	20	3,99
VS0508019	9	20	4,97	VS0512003	11	5	44,15	VS0520107	15	20	1,99	VS0531005	17	20	5,39

CODICE CODE	PAG. PAGE		PREZZO € PRICE €	CODICE CODE	PAG. PAGE		PREZZO € PRICE €	CODICE CODE	PAG. PAGE		PREZZO € PRICE €	CODICE CODE	PAG. PAGE		PREZZO € PRICE €
VS0531007	17	20	8,02	VS0564075	23	15	7,04	VS0581011	26	20	2,36	VS0700033	14	30	2,56
VS0531009	17	10	18,75	VS0564080	23	20	10,37	VS0581013	26	5	3,05	VS0700034	14	30	2,67
VS0531011	17	20	11,30	VS0564099	26	20	0,82	VS0583001	21	20	2,56	VS0700039	14	20	2,91
VS0531013	17	20	5,38	VS0564101	23	10	10,89	VS0585001	21	20	2,32	VS0700052	22	20	8,09
VS0531015	17	20	5,93	VS0564110	23	1	3,62	VS0588001	17	20	2,98	VS0700064	22	20	8,60
VS0531019	17	10	20,40	VS0564121	23	40	3,27	VS0588003	17	20	2,70	VS0700069	22	20	9,69
VS0531333	23	10	17,54	VS0564123	23	30	3,35	VS0599001	6	24	2,59	VS0700252	22	20	7,37
VS0531335	23	5	32,22	VS0564131	23	15	7,04	VS0599003	6	24	3,43	VS0700264	22	20	7,54
VS0531337	23	5	35,16	VS0564150	23	10	7,79	VS0599005	6	24	5,62	VS0700267	22	20	8,59
VS0532001	16	20	2,28	VS0564175	23	10	7,79	VS0599009	6	20	9,51	VS0700269	22	20	8,59
VS0533001	22	5	29,54	VS0564182	23	15	7,04	VS0599011	6	20	13,57	VS0700400	28	5	84,34
VS0533011	22	5	29,54	VS0564190	23	10	7,83	VS0599013	6	20	19,35	VS0900001	32	50	1,97
VS0533050	27	1	27,76	VS0564251	23	10	7,76	VS0599015	6	20	29,62	VS0900003	32	50	2,42
VS0533075	27	1	33,88	VS0564260	23	15	12,80	VS0599019	7	20	42,41				
VS0533110	27	1	47,59	VS0565001	24	20	9,51	VS0599027	8	8	7,18				
VS0533125	27	1	102,81	VS0565022	24	20	10,26	VS0599029	8	10	11,89				
VS0533160	27	1	206,46	VS0566001	24	20	12,43	VS0599033	8	10	20,22				
VS0534001	18	15	8,77	VS0566003	24	20	12,43	VS0599035	8	10	31,21				
VS0534003	18	15	8,77	VS0566005	24	20	12,43	VS0599041	8	20	3,84				
VS0534005	18	15	8,77	VS0566007	24	20	12,43	VS0599043	8	20	3,84				
VS0536001	18	20	8,49	VS0566009	24	20	12,43	VS0599045	8	20	3,84				
VS0536003	18	10	21,06	VS0566015	24	20	14,45	VS0599047	9	20	3,84				
VS0536005	17	20	9,53	VS0566030	24	20	14,45	VS0599051	9	20	3,84				
VS0536007	18	20	10,90	VS0566045	24	20	14,45	VS0599061	9	20	7,28				
VS0538001	18	10	14,39	VS0566067	24	20	14,45	VS0599065	10	20	7,28				
VS0538003	18	10	15,33	VS0566087	24	20	14,45	VS0599071	10	20	5,09				
VS0540001	18	10	14,39	VS0567001	24	20	16,20	VS0599073	10	20	5,19				
VS0540003	18	10	15,33	VS0567003	24	20	17,11	VS0599075	11	20	5,09				
VS0541001	19	5	35,38	VS0567005	25	20	16,20	VS0599077	11	20	5,19				
VS0542001	19	10	20,79	VS0567007	25	20	17,11	VS0599085	12	15	15,89				
VS0542003	19	10	21,70	VS0567009	25	15	22,41	VS0599087	12	15	15,89				
VS0543001	19	10	12,76	VS0567011	25	15	23,43	VS0599089	10	10	14,41				
VS0545001	20	15	18,81	VS0568001	25	15	22,80	VS0599091	11	10	14,41				
VS0545003	20	15	19,27	VS0568003	25	10	30,26	VS0599101	16	20	4,57				
VS0547001	20	15	18,81	VS0568005	25	10	31,01	VS0599111	16	20	4,57				
VS0547003	20	15	19,27	VS0568007	26	10	30,26	VS0599121	17	10	7,46				
VS0549001	20	10	25,30	VS0568009	26	10	31,01	VS0599123	17	10	7,66				
VS0549003	20	10	25,77	VS0568011	26	10	36,71	VS0599125	17	20	10,82				
VS0551001	21	15	14,39	VS0568013	26	10	38,24	VS0599131	13	20	3,17				
VS0552001	21	15	12,64	VS0569001	26	20	5,09	VS0599133	13	20	3,35				
VS0552003	21	15	13,59	VS0569003	26	20	6,22	VS0599135	13	20	3,67				
VS0554001	22	15	12,64	VS0569005	26	20	9,74	VS0599137	13	20	4,24				
VS0554003	22	15	13,59	VS0569007	26	10	30,76	VS0599141	16	30	2,59				
VS0556001	22	15	18,12	VS0570001	27	40	4,61	VS0599151	12	20	8,33				
VS0556003	22	15	19,00	VS0570002	27	40	4,61	VS0599161	13	20	8,24				
VS0559001	27	50	1,16	VS0570003	27	40	4,61	VS0599241	19	15	12,16				
VS0559003	27	50	1,16	VS0570005	27	20	5,22	VS0599243	20	10	17,86				
VS0564001	23	20	8,35	VS0573XXXXX	12	-	**	VS0599245	20	10	18,37				
VS0564003	23	15	10,77	VS0581005	26	20	1,89	VS0599247	21	10	24,03				
VS0564005	23	10	15,27	VS0581007	26	20	2,09	VS0599249	21	10	24,49				

** Su richiesta. - On request.

QUALITÀ CONDIVISA
COMBINED QUALITY



Da sempre attenta ai principi di innalzamento dei livelli di affidabilità, Valsir ha introdotto per tutte le unità produttive e per tutti i processi di produzione il sistema di Qualità in conformità alla normativa UNI EN ISO 9001:2008. Questo schema normativo ha ulteriormente valorizzato tutte le attività che concorrono alla piena soddisfazione del cliente, potenziando la formazione delle risorse umane al lavoro in Valsir, affinché vengano condivisi e raggiunti gli obiettivi di miglioramento stabiliti.

Valsir è attualmente concessionaria di oltre 151 omologazioni di prodotto in tutto il mondo (dato aggiornato al 28/12/2010), a garanzia del fatto che l'intera gamma di articoli risponde ai requisiti qualitativi richiesti dalle direttive. Valsir effettua numerose verifiche non richieste dalle normative ma indispensabili per garantire al cliente sistemi di assoluta eccellenza qualitativa. La verifica dei processi di lavorazione, i controlli sulle materie prime, le analisi di laboratorio, le prove di sforzo, le simulazioni d'installazione, gli investimenti tecnologici conferiscono valore aggiunto al know-how di Valsir.

Achieving higher and higher reliability has always been of particular importance for Valsir and to do a Quality System in compliance with the UNI EN ISO 9001:2008 Standard has been introduced to manage all of the production units and production processes. This regulatory scheme has further improved all the activities that contribute to the total satisfaction of the customer, strengthening the training procedures for Valsir staff so that the established improvement goals are shared and achieved by all.


Valsir currently holds over 151 product approvals around the world (datum updated on 28/12/2010), a guarantee of the fact that the entire range of products meets the quality requirements of the directives. In addition Valsir carries out numerous tests that are not specifically required by the standards but are regarded as essential to offer to the Customers products of absolute quality excellence. Inspections of the manufacturing processes, tests on the raw materials, laboratory analyses, stress tests, installation simulations, and technological investments award added value to Valsir know-how.

La Gamma Valsir - *The Valsir range***valsir PEHD**

Sistema di scarico in polietilene ad alta densità a saldare.
High density polyethylene electro-fusion waste and drainage system.

**valsir Pexal**


Sistema in tubazione multistrato per la distribuzione idrica.
Multilayer piping system for water supply.

**valsir SISTEMI RADIANTI**
RADIANT SYSTEMS

Sistema di riscaldamento e raffreddamento a pavimento.
Underfloor heating and cooling system.

**valsir PP**

Sistema di scarico in polipropilene autoestinguente ad innesto.
Push-fit flame retardant polypropylene waste and drainage system.

**valsir Mixal**

Sistema in tubazione multistrato per la distribuzione idrica.
Multilayer piping system for water supply.

**valsir CASSETTE**
FLUSH CISTERNS

Cassette di risciacquamento e placche di comando.
Flush cisterns and push plates.

**valsir TRI PLUS**


Sistema di scarico a triplice strato ad innesto.
Push-fit triple layer waste and drainage system.

**valsir Pexal easu**

Gamma di raccordi per la distribuzione idrica.
Range of fittings for water supply system.

**valsir ARIA PUR**

Sistema per il ricambio dell'aria in bagno.
Air renewal system for the bathroom.

**valsir SILERE**

Sistema di scarico fonoassorbente ad innesto.
Push-fit soundproof waste and drainage system.

**valsir Pexal GAS**

Sistema in tubazione multistrato per la distribuzione di gas combustibile.
Multilayer pipe system for the distribution of combustible gas.

valsir design

Placche di comando e sistemi doccia a filo pavimento.
Push plates and floor level shower systems.



**valsir SIFONI TRAPS**

Gamma di sifoni in PP e PEHD.
HDPE and PP traps.

**valsir RAIN PLUS**

Sistema di drenaggio sifonico delle acque meteoriche.
Siphonic rainwater drainage system.

**Silvestro**

Software per la progettazione degli impianti idrotermosanitari.
Software for the design of plumbing and heating systems.

valsir®**Valsir S.p.A.**

Località Merlaro, 2 - 25078 Vestone (Brescia) Italia
Tel. +39 0365 877011 - Fax +39 0365 81268
valsir@valsir.it - commerciale.italia@valsir.it
assistenza@valsir.it - impianti@valsir.it - export@valsir.it

