

# valsir®

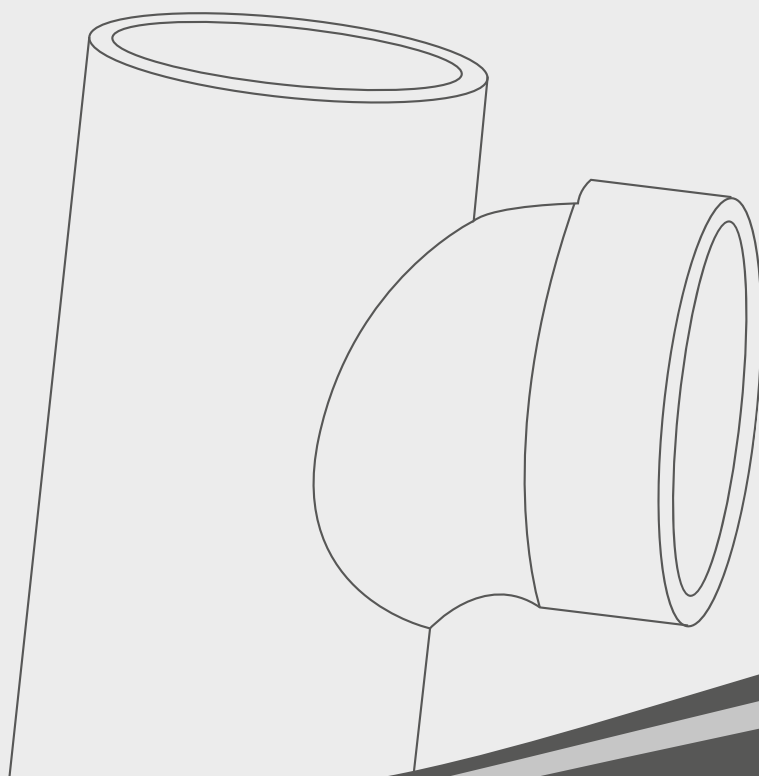
QUALITY FOR PLUMBING



## PEHD - HDPE

**Sistema di scarico in polietilene ad alta densità a saldare.**  
***High density polyethylene electro-fusion waste and drainage system.***

- ✓ Elevata resistenza delle giunzioni grazie alla saldatura degli elementi.
- ✓ Resistenza a scarichi con temperatura fino a 95°C.
- ✓ Possibilità di prefabbricazione degli impianti grazie anche ai riferimenti riportati su tubi e raccordi.
- ✓ Elevata resistenza chimica nei confronti delle sostanze disciolte negli scarichi civili ed industriali.
- ✓ Elevata resistenza ai raggi UV a confronto con altri materiali plastici.
- ✓ *High resistance of the joints thanks to the welding process (butt-weld and electro-fusion weld).*
- ✓ *Resistant to effluents with a max. temperature of 95°C.*
- ✓ *Possibility of pre-fabrication thanks to the reference lines on pipes and fittings.*
- ✓ *High chemical resistance to the effluents in civil and industrial waste.*
- ✓ *High resistance to UV rays compared with other plastic materials.*





## Sistema di scarico in polietilene ad alta densità a saldare

### *High density polyethylene electro-fusion waste and drainage system*



#### CARATTERISTICHE E PROPRIETÀ DEL SISTEMA

Il polietilene ad alta densità (PEHD) viene impiegato da Valsir nella realizzazione di tubi e raccordi per scarichi.

Le normative consentono l'uso del PEHD (peso specifico:  $945 \div 965 \text{ kg/m}^3$ ) all'interno dei fabbricati ad una temperatura massima di  $95^\circ\text{C}$ , per scarichi non in pressione provenienti da:

- apparecchi sanitari;
- lavatrici, lavastoviglie e scaldabagni;
- grandi cucine, lavanderie, impianti industriali;
- pluviali;
- laboratori e fabbricati scolastici, universitari e industriali dove si utilizzano fluidi aggressivi (per la resistenza del PEHD agli agenti chimici verificare la compatibilità nelle tabelle presenti nel nostro manuale tecnico).

I vantaggi dei tubi e raccordi PEHD sono:

- elevata resistenza meccanica;
- flessibilità;
- resistenza all'urto (anche a bassa temperatura);
- resistenza alla corrosione;
- facilità e velocità di posa in opera;
- grande versatilità;
- nessuno sfrido di materiale;
- resistente ad oltre 700 agenti chimici.

In particolare, rispetto alle tubazioni metalliche, il PEHD ha una maggiore facilità di giunzione, una superiore flessibilità, una maggiore resistenza alla corrosione. Rispetto ad altre materie plastiche presenta un campo di temperatura di lavoro più ampio ( $-40^\circ\text{C} \div +95^\circ\text{C}$ ), una maggiore flessibilità, una resistenza meccanica più elevata, una superiore resistenza agli urti. Non trattandosi di materiale autoestinguente, le installazioni realizzate in PEHD dovranno essere dotate di manicotti tagliafuoco, ove vi sia necessità di compartimentazioni.

#### FEATURES AND PROPERTIES OF THE SYSTEM

Valsir uses high density polyethylene to manufacture pipes and fittings for waste and drainage systems.

The standards permit the use of HDPE (specific weight:  $945 \text{ to } 965 \text{ kg/m}^3$ ) inside the building at a maximum temperature of  $95^\circ\text{C}$  for non-pressure waste flows from:

- sanitary fixtures;
- washing machines, dishwashers, hot water cylinders;
- large scale kitchens, laundries, industrial plants;
- rainwater systems inside the buildings;
- aggressive effluents used in laboratories and school, university and factory buildings (resistance of HDPE to chemicals to be ascertained by consulting the tables in our technical manual).

The advantages of HDPE pipes and fittings are:

- high mechanical resistance;
- flexibility;
- high impact resistance (even low temperatures);
- resistance to corrosion;
- quick and easy installation;
- high versatility;
- no wastage of material;
- compatible for over 700 chemicals.

In particular, in comparison with metal pipes, HDPE offers easier connections, greater flexibility and corrosion resistance.

Compared with other plastic materials, HDPE can be used with a wider range of working temperatures ( $-40^\circ\text{C} \text{ to } +95^\circ\text{C}$ ), offers greater flexibility, mechanical and impact resistance. HDPE is not flame retardant, hence all installations shall be equipped with fire collars where the pipes run through slabs or walls.

Il polietilene è caratterizzato inoltre da una bassa conduttività termica [40 ÷ 60 W/m · K (0,35 ÷ 0,50 Kcal/h · m · °C)] che ne limita gli sbalzi termici nel caso di scarichi temporanei, ed un coefficiente di dilatazione lineare:

$$\lambda = 2 \times 10^{-4} \cdot \text{°C}^{-1} \text{ pari a } 0,2 \text{ mm/m} \cdot \text{°C}$$

Il materiale, approvato secondo le varie normative internazionali, ha un'aspettativa di vita di almeno 50 anni.

## Materiale

I tubi e i raccordi in PEHD sono prodotti da Valsir con polietilene ad alta densità in piena conformità alle norme europee ed internazionali in vigore.

## Colore

I tubi e i raccordi PEHD Valsir sono prodotti in colore nero come consigliato dalle norme.

## Marcatura

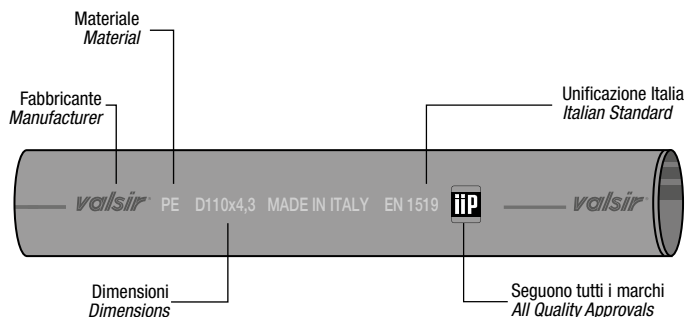
I tubi di polietilene Valsir riportano:

- la norma di riferimento;
- il marchio di fabbricazione;
- l'indicazione del materiale (PE);
- l'indicazione dell'area di applicazione (B/BD);
- la serie del tubo;
- il diametro esterno e lo spessore;
- l'indicazione della linea di produzione;
- l'identificazione dello stabilimento di produzione;
- l'indicazione del periodo di produzione;
- i marchi di qualità acquisiti nei vari paesi.

I raccordi di polietilene Valsir riportano:

- il marchio del fabbricante;
- l'indicazione del materiale (PE);
- i diametri e l'angolo nominale;
- la norma di riferimento;
- l'indicazione dell'area di applicazione (B/BD);
- i marchi di prodotto;
- l'indicazione del periodo di produzione.

Fig. 1 Marcatura del tubo e della raccorderia. - *Marking of the pipe and fittings.*



Polyethylene is characterised by a low thermal conductivity [40 to 60 W/m · K (0.35 to 0.50 Kcal/h · m · °C)] which limits temperature fluctuations in the presence of temporary waste flows; its linear expansion coefficient is:

$$\lambda = 2 \times 10^{-4} \cdot \text{°C}^{-1} \text{ equal to } 0.2 \text{ mm/m} \cdot \text{°C}$$

This material, which meets all international standards, has an expected life span of 50 years plus.

## Material

The pipes and fittings are produced with high density polyethylene, the characteristics of which are in compliance with the European standards currently in force.

## Colour

Valsir HDPE pipes and fittings are black in colour as recommended by the standards.

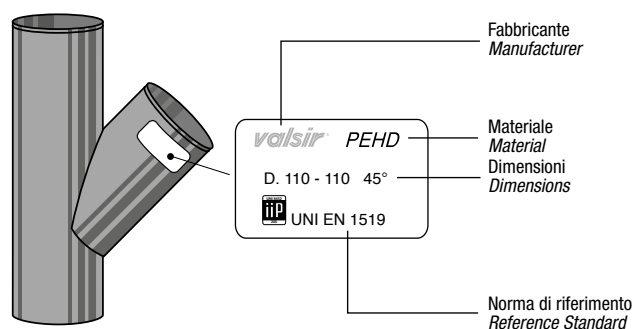
## Marking

Valsir polyethylene pipes have the following markings:

- reference standard;
- producer's trademark;
- material specification (PE);
- application specification (B/BD);
- pipe series;
- external diameter and wall thickness;
- extrusion line specification;
- production location;
- production date;
- product approvals awarded in various Countries.

Valsir polyethylene fittings have the following markings:

- producer's trademark;
- material specification (PE);
- diameters and nominal angle;
- reference standard;
- application specification (B/BD);
- product approvals;
- production date.



**DATI TECNICI**

Valsir propone tutta la gamma di diametri previsti dalle normative e cioè dal D 32 mm al D 315 mm. I diametri, gli spessori e le relative tolleranze dei tubi in PEHD Valsir sono riportati nella tabella. Questi valori sono ovviamente conformi alle specifiche delle norme vigenti.

Diametro nominale <i>Nominal diameter</i> DN [mm]	Diametro esterno <i>External diameter</i> De [mm]	Spessore <i>Thickness</i> S 16 - SDR 33	Spessore <i>Thickness</i> S 12,5 - SDR 26
30	32	3,0	3,0
40	40	3,0	3,0
50	50	3,0	3,0
56	56	3,0	3,0
60	63	3,0	3,0
70	75	3,0	3,0
90	90	3,0	3,5
100	110	3,4	4,2
125	125	3,9	4,8
150	160	4,9	6,2
200	200	6,2	7,7
250	250	7,7	9,6
300	315	9,7	12,1

**N.B.** Per le modalità di installazione, caratteristiche tecniche, criteri di posa e progettualità si faccia riferimento al relativo manuale tecnico scarico Valsir "Sistemi di scarico all'interno degli edifici", L02-347.

**CRITERI DI TRASPORTO E STOCCAGGIO****Movimentazione**

I tubi vanno sistemati in modo ordinato e razionale per il trasporto, curando che siano convenientemente appoggiati per l'intera lunghezza (distanziati se trattasi di tubi bicchierati) e che siano maneggiati durante le operazioni di carico e scarico in modo da evitare urti violenti, abrasioni, deformazioni. In cantiere maneggiare i tubi e i raccordi con altrettanta cura e sempre in modo tale da evitare ogni possibile alterazione dei manufatti o inserimenti e sovrapposizioni di terriccio, ghiaia, fango o materiale estraneo in genere, in particolare sulle guarnizioni all'interno dei bicchieri.

**Stoccaggio**

Immagazzinare i tubi in ambiente il più possibile protetto appoggiandoli su superfici orizzontali ed uniformi; fare in modo che appoggino convenientemente su traversine di legno o, in caso di tubi bicchierati, razionalmente sugli elementi dell'imballo se questo è allo scopo strutturato e realizzato con materiale consono come legno o plastica in genere. Al fine di evitare deformazioni o alterazioni alla geometria dei tubi e dei bicchieri con conseguente possibile pregiudizio della funzionalità delle guarnizioni e quindi della corretta tenuta delle giunzioni, evitare la formazione, specialmente in caso di stoccaggi prolungati, di cataste di altezza superiore a 1,70 m, quali che siano i diametri interessati. Non lasciare il materiale all'aperto ed esposto alla luce solare diretta per periodi eccessivamente prolungati (oltre 18 mesi).

**TECHNICAL DATA**

*Valsir produces the entire range of diameters as per quality standard requirements, from D 32 mm to D 315 mm. The diameters, wall thickness and relative tolerances of the Valsir HDPE pipes are shown in the following table. Needless to say that these values fully comply with the standards in force.*

*For information on installation, technical specifications, and design criteria we recommend you consult Valsir technical manual "Waste systems inside buildings", L02-345.*

**TRANSPORT, STORAGE AND HANDLING****Handling**

*Pipes shall be positioned in an orderly and rational manner for transport, making sure the entire length of the pipe is suitably supported (and suitably spaced if transporting socketed pipes) and care shall be taken during loading and unloading in order to avoid violent impacts, abrasions and crushing. On the building site, the pipes and fittings shall be handled carefully to avoid any possible alteration to the products as well as the possibility of soil, gravel, mud or foreign matter in general, entering the pipes and seals inside the sockets.*

**Storage**

*Where possible the pipes should be stored in a protected environment where they are to be placed on horizontal and uniform surfaces; they should be suitably positioned on wooden supports or, if storing socketed pipes, these should be positioned on the packaging elements if suitably structured and made of an appropriate material such as wood or plastic in general.*

*In order to avoid deformation or alteration to the geometry of the pipes and sockets with the subsequent risk of compromising the correct functioning of the seals, care should be taken to avoid the formation, especially in the case of long-term storage, of stacks that exceed 1.70 m in height, whatever the pipe diameter. Do not leave the material in the open and exposed to direct sunlight for excessively long periods (over 18 months).*

## OMOLOGAZIONI

## PRODUCT APPROVALS



## LEGENDA

## LEGEND

Abbreviazioni Abbreviations	Unità di misura Measurement units	Descrizione Description
€/pz	-	Prezzo per singolo pezzo - <i>Price per piece</i>
€/m	-	Prezzo al metro - <i>Price per metre</i>
COD.	-	Codice dell'articolo - <i>Item code</i>
CL	-	Classe di sconto - <i>Discount category</i>
D	mm	Diametro - <i>Diameter</i>
DN	mm	Diametro nominale - <i>Nominal diameter</i>
	n°	Pezzi per scatola - <i>Pieces per pack</i>
	n°	Scatole in scatoloni - <i>Boxes per outer box</i>
	n°	Pezzi per ripiano bancale - <i>Pieces per pallet layer</i>
	n°	Pezzi per bancale - <i>Pieces per pallet</i>
HxLxP	mm	Dimensioni bancale - <i>Pallet dimensions</i>
	m	Imballo in metri - <i>Packaging in metres</i>
	n°	Pezzi nel telaio - <i>Pieces per crate</i>
α	°	Grado sessagesimale - <i>Sexagesimal degree</i>
Mod.	-	Modello - <i>Model</i>
Mat.	-	Materiale - <i>Material</i>
Art.	-	Articolo - <i>Item</i>
Conf.	-	Confezione - <i>Packaging</i>

Tutte le quote riportate nel presente listino sono espresse in mm. - *All the dimensions in this price list are in mm.*

Le consegne dei prodotti Valsir vengono effettuate a confezione. Eventuali richieste non corrispondenti saranno insindacabilmente arrotondate, senza preavviso, alla confezione o multipla di essa. Valsir S.p.A. si riserva il diritto di modificare in qualsiasi momento, anche senza preavviso, le caratteristiche dei prodotti illustrati nel presente listino. I colori riprodotti nel presente listino sono indicativi.

Per conoscere le condizioni di vendita, i termini di garanzia ed esprimere il vostro giudizio di gradimento su Valsir, vi preghiamo di fare riferimento alla Carta dei servizi (fascicolo L02-416) o alla sezione "SERVIZI" del sito web [www.valsir.it](http://www.valsir.it).

Valsir S.p.A. si scusa fin d'ora per ogni eventuale errore riscontrato nel presente listino e sfuggito in fase di verifica.

Si invitano tutti gli utilizzatori a comunicare gli errori e a segnalare le loro osservazioni.

*Valsir products are delivered according to the package quantity specified in this price list. Product requests not matching our package quantities will be rounded up, without notice, to the package quantity or a multiple of the same. Valsir S.p.A. reserves the right to modify the characteristics of the products shown in this price list at any time without prior notice. The colours in this price list are shown for representation purposes only.*

*To learn more about our sales conditions, warranty terms and to send us your opinion of Valsir, please refer to our services Card (booklet L02-416) or the "SERVICES" section of our web site [www.valsir.it](http://www.valsir.it).*

*Valsir S.p.A. apologises for any discrepancies caused by typographical or printing errors.*

*Should you find any errors, please feel free to notify us and send us your comments.*

**GAMMA SCARICO PEHD**  
**HDPE WASTE RANGE**
**Tubo PEHD L 3000 mm**
*HDPE pipe L 3000 mm*


COD.	CL	D	DN	s	SDR	Serie	□	▼	€/m
VS0301000	PE01	32	30	3	26/33	12,5/16	150	50	2,08
VS0301001	PE01	40	40	3	26/33	12,5/16	150	50	2,59
VS0301003	PE01	50	50	3	26/33	12,5/16	150	50	3,21
VS0301004	PE01	56	56	3	26/33	12,5/16	120	40	3,87
VS0301005	PE01	63	60	3	26/33	12,5/16	105	35	4,17
VS0301007	PE01	75	70	3	26/33	12,5/16	90	30	5,01
VS0301009	PE01	90	90	3,5	26	12,5	60	20	6,96
VS0301011	PE01	110	100	4,3	26	12,5	45	15	10,39
VS0301013	PE01	125	125	4,9	26	12,5	30	10	13,35
VS0301015	PE01	160	150	6,2	26	12,5	30	10	22,24

**Tubo PEHD L 5000 mm**
*HDPE pipe L 5000 mm*


COD.	CL	D	DN	s	SDR	Serie	□	▼	€/m
VS0300001	PE01	32	30	3	26/33	12,5/16	310	62	2,08
VS0300003	PE01	40	40	3	26/33	12,5/16	550	110	2,59
VS0300005	PE01	50	50	3	26/33	12,5/16	430	86	3,21
VS0300006	PE01	56	56	3	26/33	12,5/16	490	98	3,87
VS0300007	PE01	63	60	3	26/33	12,5/16	330	66	4,17
VS0300009	PE01	75	70	3	26/33	12,5/16	290	58	5,01
VS0300011	PE01	90	90	3,5	26	12,5	290	58	6,96
VS0300013	PE01	110	100	4,3	26	12,5	285	57	10,39
VS0300015	PE01	125	125	4,9	26	12,5	170	34	13,35
VS0300017	PE01	160	150	6,2	26	12,5	50	10	22,24
VS0300019	PE01	200	200	6,2	33	16	50	10	28,19
VS0300021	PE01	250	250	7,8	33	16	40	8	43,60
VS0300023	PE01	315	300	9,8	33	16	30	6	66,36

**Tubo PEHD L 5000 mm, SDR 26**
*HDPE pipe L 5000 mm, SDR 26*


COD.	CL	D	DN	s	SDR	Serie	□	▼	€/m
VS0300119	PE01	200	200	7,7	26	12,5	70	10	34,17
VS0300121	PE01	250	250	9,6	26	12,5	55	8	53,76
VS0300123	PE01	315	315	12,1	26	12,5	30	6	79,82

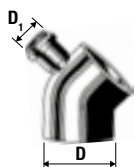
Curva 45°  
45° bend



COD.	CL	D	DN				HxLxP	€/pz
VS0306001	PE02	32	30	50	400	4000	1130x800x1200	1,70
VS0306003	PE02	40	40	50	400	2400	1060x800x1200	1,80
VS0306005	PE02	50	50	40	320	1920	1060x800x1200	1,89
VS0306006	PE02	56	56	30	240	1440	1060x800x1200	2,61
VS0306007	PE02	63	60	40	320	1600	1180x800x1200	2,71
VS0306009	PE02	75	70	25	200	1000	1180x800x1200	4,31
VS0306011	PE02	90	90	20	160	480	1015x800x1200	6,82
VS0306013	PE02	110	100	25	100	400	1050x800x1200	7,33
VS0306015	PE02	125	125	15	60	240	1050x800x1200	9,02
VS0306017	PE02	160	150	1	-	160	930x800x1200	30,60
VS0306019 *	PE02	200	200	1	-	32	930x800x1200	57,78
VS0306021 *	PE02	250	250	1	-	18	930x800x1200	76,38
VS0306023 *	PE02	315	300	1	-	10	930x800x1200	92,38

\* A segmenti. - *Segmented.*

Curva 45° con derivazione a bicchiere  
45° bend with socket branch



COD.	CL	D/D <sub>1</sub>	DN/DN <sub>1</sub>				HxLxP	€/pz
VS0305003	PE02	90/40	90/40	20	160	480	1015x800x1200	15,77
VS0305001	PE02	110/40	100/40	20	80	320	1050x800x1200	17,26
VS0305005	PE02	110/50	100/50	20	80	320	1210x800x1200	17,19

Curva 88° 30'  
88°30' bend



COD.	CL	D	DN				HxLxP	€/pz
VS0304000	PE02	32	30	50	400	4000	1130x800x1200	1,70
VS0304001	PE02	40	40	50	400	2400	1060x800x1200	1,81
VS0304003	PE02	50	50	30	240	1440	1060x800x1200	1,91
VS0304004	PE02	56	56	30	240	1440	1180x800x1200	2,61
VS0304005	PE02	63	60	30	240	1200	1180x800x1200	2,71
VS0304007	PE02	75	70	20	160	800	1180x800x1200	4,45
VS0304009	PE02	90	90	15	120	600	1180x800x1200	6,82
VS0304011	PE02	110	100	20	80	320	1210x800x1200	7,50
VS0304013	PE02	125	125	15	60	240	1210x800x1200	16,80
VS0304015	PE02	160	150	1	-	90	930x800x1200	38,34



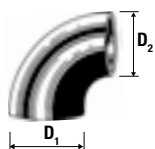
**Curva 90°****90° long radius bend**

COD.	CL	D	DN				HxLxP	€/pz
VS0302003	PE02	40	40	50	400	2000	1180x800x1200	1,86
VS0302005	PE02	50	50	25	200	1200	1180x800x1200	1,99
VS0302006	PE02	56	56	25	200	1000	1180x800x1200	3,09
VS0302007	PE02	63	60	20	160	480	1015x800x1200	3,36
VS0302009	PE02	75	70	25	100	400	1050x800x1200	5,34
VS0302011	PE02	90	90	15	60	240	1050x800x1200	7,37
VS0302013	PE02	110	100	10	40	160	1050x800x1200	8,80
VS0302015	PE02	125	125	10	40	160	1210x800x1200	10,34
VS0302017	PE02	160	150	1	-	90	930x800x1200	31,78
VS0302019 *	PE02	200	200	1	-	30	930x800x1200	89,28
VS0302021 *	PE02	250	250	1	-	14	930x800x1200	182,54
VS0302023 *	PE02	315	300	1	-	7	930x800x1200	257,04

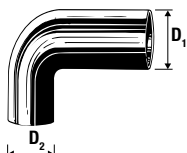
\* A segmenti. - Segmented.

**Curva rasata 90°****90° short radius bend**

COD.	CL	D	DN				HxLxP	€/pz
VS0359001	PE02	90	90	15	60	240	1050x800x1200	7,78
VS0359003	PE02	110	100	10	40	160	1050x800x1200	8,90

**Curva ridotta 90°****90° reducing bend**

COD.	CL	D <sub>1</sub> /D <sub>2</sub>	DN <sub>1</sub> /DN <sub>2</sub>				HxLxP	€/pz
VS0308001	PE02	50/40	50/40	40	320	3200	1130x800x1200	2,32
VS0308003	PE02	63/50	60/50	20	160	1600	1130x800x1200	3,98

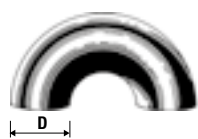
**Curva ridotta 90° prolungata****90° extended reducing bend**

COD.	CL	D <sub>1</sub> /D <sub>2</sub>	DN <sub>1</sub> /DN <sub>2</sub>				HxLxP	€/pz
VS0308007	PE02	56/40	56/40	20	80	-	1050x800x1200	3,70
VS0308009	PE02	56/50	56/50	20	160	-	1006x800x1200	3,70



## Curva 180°

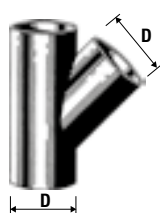
## 180° bend



COD.	CL	D	DN				HxLxP	€/pz
VS0307001	PE02	40	40	20	160	960	1060x800x1200	4,06
VS0307003	PE02	50	50	20	160	960	1060x800x1200	5,92
VS0307004	PE02	56	56	20	160	960	1060x800x1200	12,10
VS0307005	PE02	63	60	20	160	800	1180x800x1200	12,10
VS0307007	PE02	75	70	10	80	480	1180x800x1200	14,59
VS0307009	PE02	90	90	10	40	160	1050x800x1200	22,70
VS0307011	PE02	110	100	10	40	160	1210x800x1200	25,59

## Braga 45°

## 45° branch

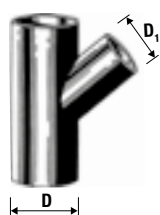


COD.	CL	D	DN				HxLxP	€/pz
VS0309001	PE02	32	30	50	400	2400	1060x800x1200	3,36
VS0309003	PE02	40	40	50	400	2000	1180x800x1200	3,58
VS0309005	PE02	50	50	20	160	960	1180x800x1200	3,93
VS0309006	PE02	56	56	20	160	800	1180x800x1200	4,75
VS0309007	PE02	63	60	15	120	600	1180x800x1200	5,09
VS0309009	PE02	75	70	20	80	320	1050x800x1200	6,12
VS0309011	PE02	90	90	15	60	240	1210x800x1200	7,95
VS0309013	PE02	110	100	10	40	120	1054x800x1200	9,97
VS0309015	PE02	125	125	10	40	80	950x800x1200	11,13
VS0309017	PE02	160	150	1	-	45	930x800x1200	45,62
VS0309019 *	PE02	200	200	1	-	16	930x800x1200	109,08
VS0309021 *	PE02	250	250	1	-	8	930x800x1200	169,94
VS0309023 *	PE02	315	300	1	-	3	930x800x1200	228,04





\* Derivazione saldata. - Welded.

## Braga ridotta 45°

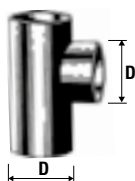
## 45° reducing branch



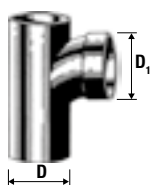
COD.	CL	D/D <sub>1</sub>	DN/DN <sub>1</sub>				HxLxP	€/pz
VS0310001	PE02	40/32	40/30	50	400	2000	1180x800x1200	3,58
VS0310003	PE02	50/40	50/40	20	160	960	1180x800x1200	3,93
VS0310004	PE02	56/50	56/50	20	160	800	1180x800x1200	4,75
VS0310005	PE02	63/40	60/40	15	120	600	1180x800x1200	5,09
VS0310007	PE02	63/50	60/50	15	120	600	1180x800x1200	5,09
VS0310008	PE02	63/56	60/56	15	120	600	1180x800x1200	5,09
VS0310009	PE02	75/40	70/40	25	100	400	1050x800x1200	6,12
VS0310011	PE02	75/50	70/50	25	100	400	1050x800x1200	6,12
VS0310012	PE02	75/56	70/56	25	100	400	1050x800x1200	6,12
VS0310014	PE02	75/63	70/60	25	100	400	1050x800x1200	11,69
VS0310013	PE02	90/40	90/40	15	60	240	1050x800x1200	7,95
VS0310015	PE02	90/50	90/50	15	60	240	1050x800x1200	7,95
VS0310006	PE02	90/56	90/56	20	80	320	1210x800x1200	11,69
VS0310018	PE02	90/63	90/60	15	60	240	1050x800x1200	11,69
VS0310010	PE02	90/75	90/70	15	60	240	1210x800x1200	11,69
VS0310017	PE02	110/40	100/40	10	40	160	1050x800x1200	9,97
VS0310019	PE02	110/50	100/50	10	40	160	1050x800x1200	9,97
VS0310020	PE02	110/56	100/56	10	40	160	1050x800x1200	9,97
VS0310021	PE02	110/63	100/60	10	40	160	1050x800x1200	9,97
VS0310023	PE02	110/75	100/70	10	40	160	1210x800x1200	9,97
VS0310025	PE02	110/90	100/90	10	40	160	1210x800x1200	9,97

COD.	CL	D/D <sub>1</sub>	DN/DN <sub>1</sub>				HxLxP 	€/pz
VS0310027	PE02	125/40	125/40	10	40	120	1054x800x1200	11,13
VS0310029	PE02	125/50	125/50	10	40	120	1054x800x1200	11,13
VS0310030	PE02	125/56	125/56	10	40	80	950x800x1200	11,13
VS0310031	PE02	125/63	125/60	10	40	120	1054x800x1200	11,13
VS0310033	PE02	125/75	125/70	10	40	120	1054x800x1200	11,13
VS0310035	PE02	125/90	125/90	10	40	80	950x800x1200	11,13
VS0310037	PE02	125/110	125/100	10	40	80	950x800x1200	11,13
VS0310067 *	PE02	160/40	150/40	1	-	-	950x800x1200	66,01
VS0310068 *	PE02	160/50	150/50	1	-	-	950x800x1200	66,01
VS0310069 *	PE02	160/56	150/56	1	-	-	950x800x1200	66,01
VS0310070 *	PE02	160/63	150/60	1	-	-	950x800x1200	66,01
VS0310071 *	PE02	160/75	150/70	1	-	-	950x800x1200	68,58
VS0310072 *	PE02	160/90	150/90	1	-	-	950x800x1200	68,58
VS0310039	PE02	160/110	150/100	1	-	50	930x800x1200	45,62
VS0310041	PE02	160/125	150/125	1	-	50	930x800x1200	45,62
VS0310074 *	PE02	200/40	200/40	1	-	-	930x800x1200	97,97
VS0310075 *	PE02	200/50	200/50	1	-	-	930x800x1200	97,97
VS0310076 *	PE02	200/56	200/56	1	-	-	930x800x1200	97,97
VS0310077 *	PE02	200/63	200/60	1	-	-	930x800x1200	97,97
VS0310078 *	PE02	200/75	200/70	1	-	-	930x800x1200	102,27
VS0310079 *	PE02	200/90	200/90	1	-	-	930x800x1200	102,27
VS0310043 *	PE02	200/110	200/100	1	-	20	930x800x1200	95,80
VS0310045 *	PE02	200/125	200/125	1	-	20	930x800x1200	97,20
VS0310047 *	PE02	200/160	200/150	1	-	18	930x800x1200	102,45
VS0310081 *	PE02	250/40	250/40	1	-	-	930x800x1200	133,87
VS0310082 *	PE02	250/50	250/50	1	-	-	930x800x1200	133,87
VS0310083 *	PE02	250/56	250/56	1	-	-	930x800x1200	133,87
VS0310084 *	PE02	250/63	250/60	1	-	-	930x800x1200	133,87
VS0310085 *	PE02	250/75	250/70	1	-	-	930x800x1200	140,94
VS0310086 *	PE02	250/90	250/90	1	-	-	930x800x1200	140,94
VS0310049 *	PE02	250/110	250/100	1	-	10	930x800x1200	138,90
VS0310051 *	PE02	250/125	250/125	1	-	10	930x800x1200	138,90
VS0310053 *	PE02	250/160	250/150	1	-	10	930x800x1200	146,43
VS0310055 *	PE02	250/200	250/200	1	-	10	930x800x1200	155,15
VS0310088 *	PE02	315/40	300/40	1	-	-	930x800x1200	172,30
VS0310089 *	PE02	315/50	300/50	1	-	-	930x800x1200	172,30
VS0310090 *	PE02	315/56	300/56	1	-	-	930x800x1200	172,30
VS0310091 *	PE02	315/63	300/60	1	-	-	930x800x1200	172,30
VS0310092 *	PE02	315/75	300/70	1	-	-	930x800x1200	179,82
VS0310093	PE02	315/90	300/90	1	-	-	930x800x1200	179,82
VS0310057 *	PE02	315/110	300/100	1	-	5	930x800x1200	178,50
VS0310059 *	PE02	315/125	300/125	1	-	4	930x800x1200	171,90
VS0310061 *	PE02	315/160	300/150	1	-	4	930x800x1200	179,93
VS0310063 *	PE02	315/200	300/200	1	-	4	930x800x1200	187,09
VS0310065 *	PE02	315/250	300/250	1	-	4	930x800x1200	203,30

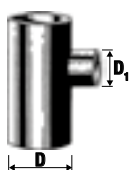
\* Derivazione saldata. - *Welded.*

**Braga 88° 30'**  
**88° 30' branch**






COD.	CL	D	DN				HxLxP	€/pz
VS0312001	PE02	32	30	80	640	3840	1060x800x1200	3,36
VS0312003	PE02	40	40	50	400	2000	1180x800x1200	3,58
VS0312005	PE02	50	50	30	240	1200	1180x800x1200	3,93
VS0312006	PE02	56	56	25	200	600	1015x800x1200	4,75
VS0312007	PE02	63	60	20	160	800	1180x800x1200	5,09
VS0312009	PE02	75	70	15	120	600	1180x800x1200	6,12
VS0312011	PE02	90	90	20	80	320	1050x800x1200	7,95
VS0312013	PE02	110	100	15	60	240	1210x800x1200	9,97
VS0312015	PE02	125	125	15	60	120	950x800x1200	11,13
VS0312017	PE02	160	150	1	-	50	930x800x1200	45,62
VS0312019 *	PE02	200	200	1	-	25	930x800x1200	80,94
VS0312021 *	PE02	250	250	1	-	15	930x800x1200	116,25
VS0312023 *	PE02	315	300	1	-	5	930x800x1200	150,73

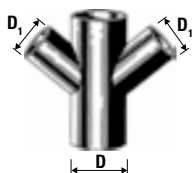
\* Derivazione saldata. - *Welded.*
**Braga curvata 88° 30'**  
**88° 30' sweep branch**






COD.	CL	D/D <sub>1</sub>	DN/DN <sub>1</sub>				HxLxP	€/pz
VS0312025	PE02	110/110	100/100	15	60	120	950x800x1200	14,57

**Braga ridotta 88° 30'**  
**88°30' reducing branch**






COD.	CL	D/D <sub>1</sub>	DN/DN <sub>1</sub>				HxLxP	€/pz
VS0313001	PE02	40/32	40/30	50	400	2000	1180x800x1200	3,58
VS0313003	PE02	50/40	50/40	25	200	1200	1180x800x1200	3,93
VS0313002	PE02	56/50	56/50	25	200	600	1015x800x1200	4,75
VS0313008	PE02	63/40	60/40	20	160	800	1180x800x1200	5,41
VS0313012	PE02	63/50	60/50	20	160	480	1015x800x1200	5,41
VS0313004	PE02	75/40	70/40	25	100	400	1050x800x1200	6,12
VS0313005	PE02	75/50	70/50	20	160	480	1015x800x1200	6,12
VS0313006	PE02	75/56	70/56	20	160	480	1015x800x1200	6,12
VS0313010	PE02	75/63	70/60	20	160	480	1015x800x1200	6,12
VS0313007	PE02	90/40	90/40	20	80	320	1050x800x1200	7,95
VS0313009	PE02	90/50	90/50	20	80	320	1050x800x1200	7,95
VS0313034	PE02	90/56	90/56	20	80	320	1050x800x1200	21,39
VS0313028	PE02	90/63	90/60	20	80	320	1050x800x1200	21,39
VS0313036	PE02	90/75	90/70	20	80	320	1050x800x1200	21,39
VS0313011	PE02	110/40	100/40	15	60	240	1210x800x1200	9,97
VS0313013	PE02	110/50	100/50	15	60	240	1050x800x1200	9,97
VS0313014	PE02	110/56	100/56	15	60	240	1210x800x1200	9,97
VS0313015	PE02	110/63	110/60	15	60	240	1050x800x1200	9,97
VS0313017	PE02	110/75	100/70	15	60	240	1210x800x1200	9,97
VS0313019	PE02	110/90	100/90	15	60	240	1210x800x1200	9,97
VS0313021	PE02	125/110	125/100	15	60	120	950x800x1200	11,13
VS0313023	PE02	160/110	150/100	1	-	55	930x800x1200	45,62

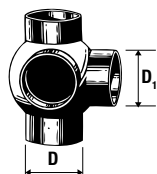
COD.	CL	D/D <sub>1</sub>	DN/DN <sub>1</sub>				HxLxP 	€/pz
VS0313025	PE02	160/125	150/125	1	-	60	930x800x1200	45,62
VS0313027 *	PE02	200/110	200/100	1	-	30	930x800x1200	77,80
VS0313029 *	PE02	200/125	200/125	1	-	30	930x800x1200	77,80
VS0313031 *	PE02	200/160	200/150	1	-	30	930x800x1200	79,67
VS0313033 *	PE02	250/110	250/100	1	-	20	930x800x1200	108,75
VS0313035 *	PE02	250/125	250/125	1	-	20	930x800x1200	108,75
VS0313037 *	PE02	250/160	250/150	1	-	20	930x800x1200	111,40
VS0313039 *	PE02	250/200	250/200	1	-	15	930x800x1200	112,98
VS0313041 *	PE02	315/110	300/100	1	-	-	930x800x1200	139,71
VS0313043 *	PE02	315/125	300/125	1	-	-	930x800x1200	140,50
VS0313045 *	PE02	315/160	300/150	1	-	-	930x800x1200	142,48
VS0313047 *	PE02	315/200	300/200	1	-	-	930x800x1200	144,35
VS0313049 *	PE02	315/250	300/250	1	-	-	930x800x1200	148,21





\* Derivazione saldata. - *Welded.***Braga doppia 45°****45° double reducing branch**

COD.	CL	D/D <sub>1</sub>	DN/DN <sub>1</sub>				HxLxP 	€/pz
VS0314001	PE02	110/40	100/32	10	40	120	1054x800x1200	21,72
VS0314003	PE02	110/50	100/40	10	40	120	1054x800x1200	21,72
VS0314005	PE02	110/110	100/100	5	20	60	1054x800x1200	21,72

**Braga doppia Y 60°****60° Y branch**

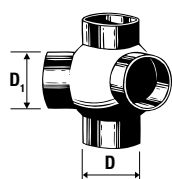
COD.	CL	D/D <sub>1</sub>	DN/DN <sub>1</sub>				HxLxP 	€/pz
VS0316001	PE02	50/40	50/40	25	200	1000	1180x800x1200	4,25
VS0316003	PE02	63/50	60/50	25	100	400	1050x800x1200	7,89
VS0316011	PE02	110/110	100/100	10	40	160	1050x800x1200	14,10





**Braga a sfera doppia 90° 2 derivazioni****90° 2-way ball branch**

COD.	CL	D/D <sub>1</sub>	DN/DN <sub>1</sub>				HxLxP 	€/pz
VS0318015	PE02	110/50	100/50	5	20	80	1050x800x1200	30,01
VS0318016	PE02	110/56	100/56	5	20	80	1050x800x1200	30,01
VS0318017	PE02	110/75	100/70	5	20	80	1050x800x1200	30,01
VS0318020	PE02	110/90	100/90	5	20	80	1050x800x1200	30,01
VS0318019	PE02	110/110	100/100	5	20	80	1050x800x1200	30,01
VS0318021	PE02	125/50	125/50	5	20	80	1050x800x1200	33,61
VS0318022	PE02	125/56	125/56	5	20	80	1050x800x1200	33,61
VS0318023	PE02	125/75	125/70	5	20	80	1050x800x1200	33,61
VS0318026	PE02	125/90	125/90	5	20	60	1054x800x1200	33,61
VS0318025	PE02	125/110	125/100	5	20	60	1054x800x1200	33,61
VS0318031	PE02	125/125	125/125	5	20	60	1054x800x1200	33,61

## Braga a sfera doppia 135° 2 derivazioni

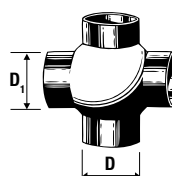
## 135° 2-way ball branch







COD.	CL	D/D <sub>1</sub>	DN/DN <sub>1</sub>				HxLxP 	€/pz
VS0318033	PE02	110/50	100/50	5	20	80	1050x800x1200	30,01
VS0318034	PE02	110/56	100/56	5	20	80	1210x800x1200	30,01
VS0318035	PE02	110/75	100/70	5	20	80	1050x800x1200	30,01
VS0318036	PE02	110/90	100/90	5	20	80	1050x800x1200	30,01
VS0318037	PE02	110/110	100/100	5	20	80	1210x800x1200	30,01
VS0318039	PE02	125/50	125/50	5	20	80	1050x800x1200	33,61
VS0318040	PE02	125/56	125/56	5	20	80	1210x800x1200	33,61
VS0318041	PE02	125/75	125/70	5	20	80	1050x800x1200	33,61
VS0318042	PE02	125/90	125/90	5	20	80	1210x800x1200	33,61
VS0318043	PE02	125/110	125/100	5	20	80	1210x800x1200	33,61
VS0318045	PE02	125/125	125/125	5	20	80	1210x800x1200	33,61

## Braga a sfera doppia 180° 2 derivazioni

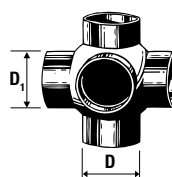
## 180° 2-way ball branch







COD.	CL	D/D <sub>1</sub>	DN/DN <sub>1</sub>				HxLxP 	€/pz
VS0318001	PE02	110/50	100/50	5	20	80	1050x800x1200	30,01
VS0318002	PE02	110/56	100/56	5	20	80	1050x800x1200	30,01
VS0318003	PE02	110/75	100/70	5	20	80	1050x800x1200	30,01
VS0318004	PE02	110/90	100/90	5	20	80	1050x800x1200	30,01
VS0318005	PE02	110/110	100/100	5	20	80	1050x800x1200	30,01
VS0318007	PE02	125/50	125/50	5	20	80	1050x800x1200	33,61
VS0318008	PE02	125/56	125/56	5	20	80	1050x800x1200	33,61
VS0318009	PE02	125/75	125/70	5	20	80	1050x800x1200	33,61
VS0318010	PE02	125/90	125/90	5	20	80	1210x800x1200	33,61
VS0318011	PE02	125/110	125/100	5	20	60	1054x800x1200	33,61
VS0318013	PE02	125/125	125/125	5	20	80	1210x800x1200	33,61

## Braga a sfera 90° 3 derivazioni

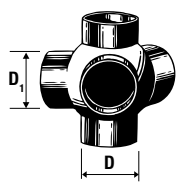
## 90° 3-way ball branch







COD.	CL	D/D <sub>1</sub>	DN/DN <sub>1</sub>				HxLxP 	€/pz
VS0320001	PE02	110/50	100/50	5	20	80	1050x800x1200	35,10
VS0320002	PE02	110/56	100/56	5	20	80	1210x800x1200	35,10
VS0320003	PE02	110/75	100/70	5	20	80	1050x800x1200	35,10
VS0320006	PE02	110/90	100/90	5	20	80	1050x800x1200	35,10
VS0320005	PE02	110/110	100/100	5	20	80	1050x800x1200	35,10
VS0320007	PE02	125/50	125/50	5	20	80	1210x800x1200	39,56
VS0320008	PE02	125/56	125/56	5	20	80	1210x800x1200	39,56
VS0320009	PE02	125/75	125/70	5	20	80	1210x800x1200	39,56
VS0320012	PE02	125/90	125/90	5	20	60	1054x800x1200	39,56
VS0320011	PE02	125/110	125/100	5	20	60	1054x800x1200	39,56
VS0320013	PE02	125/125	125/125	5	20	40	950x800x1200	39,56

## Braga a sfera 135° 3 derivazioni

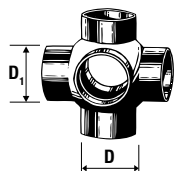
## 135° 3-way ball branch







COD.	CL	D/D <sub>1</sub>	DN/DN <sub>1</sub>				HxLxP 	€/pz
VS0320015	PE02	110/50	100/50	5	20	60	1054x800x1200	35,10
VS0320016	PE02	110/56	100/56	5	20	80	1210x800x1200	35,10
VS0320017	PE02	110/75	100/70	5	20	80	1210x800x1200	35,10
VS0320018	PE02	110/90	100/90	5	20	80	1210x800x1200	35,10
VS0320019	PE02	110/110	100/100	5	20	80	1210x800x1200	35,10
VS0320021	PE02	125/50	125/50	5	20	80	1210x800x1200	39,56
VS0320022	PE02	125/56	125/56	5	20	80	1210x800x1200	39,56
VS0320023	PE02	125/75	125/70	5	20	80	1210x800x1200	39,56
VS0320024	PE02	125/90	125/90	5	20	80	1210x800x1200	39,56
VS0320025	PE02	125/110	125/100	5	20	80	1210x800x1200	39,56
VS0320027	PE02	125/125	125/125	5	20	40	950x800x1200	39,56

## Braga a sfera 90° 4 derivazioni

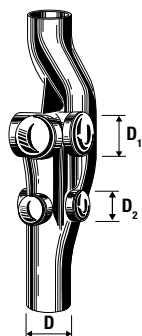
## 90° 4-way ball branch



COD.	CL	D/D <sub>1</sub>	DN/DN <sub>1</sub>				HxLxP 	€/pz
VS0322001	PE02	110/50	100/50	5	20	80	1050x800x1200	39,64
VS0322002	PE02	110/56	100/56	5	20	80	1050x800x1200	39,64
VS0322003	PE02	110/75	100/70	5	20	80	1210x800x1200	39,64
VS0322004	PE02	110/90	100/90	5	20	40	950x800x1200	39,64
VS0322005	PE02	110/110	100/100	5	20	40	950x800x1200	39,64
VS0322007	PE02	125/50	125/50	5	20	80	1210x800x1200	43,91
VS0322008	PE02	125/56	125/56	5	20	40	950x800x1200	43,91
VS0322009	PE02	125/75	125/70	5	20	40	950x800x1200	43,91
VS0322010	PE02	125/90	125/90	5	20	40	950x800x1200	43,91
VS0322011	PE02	125/110	125/100	5	20	40	950x800x1200	43,91
VS0322013	PE02	125/125	125/125	5	20	80	954x800x1200	43,91

## Braga miscelatrice

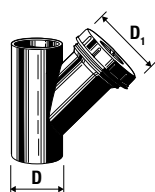
## Ventilation branch



COD.	CL	D	DN	D <sub>1</sub>	D <sub>2</sub>		HxLxP 	€/pz
VS0316175	PE02	110	100	110	75	1	930x800x1200	73,23
VS0316179	PE02	160	150	110	75	1	930x800x1200	273,44

## Ispezione lineare 45° con cappa tonda

45° access pipe with screw cap

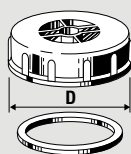


COD.	CL	D/D <sub>1</sub>	DN/DN <sub>1</sub>				HxLxP	€/pz
VS0348110	PE02	110/110	100/100	1			930x800x1200	30,90
VS0348125	PE02	125/110	125/100	1			930x800x1200	42,75
VS0348160	PE02	160/110	150/100	1			930x800x1200	89,23

## RICAMBI

Spares

Tappo di chiusura tipo  
basso con guarnizione  
Short end cap with seal



COD.	CL	D	DN				HxLxP	€/pz
VS0340210	PE02	110	100	10	80	800	1130x800x1200	5,84

## Ispezione lineare 90° con cappa tonda

90° access pipe with screw cap



COD.	CL	D	DN				HxLxP	€/pz
VS0348001	PE02	40	40	20	160	960	1060x800x1200	12,65
VS0348003	PE02	50	50	20	160	800	1180x800x1200	12,65
VS0348004	PE02	56	56	20	160	480	1015x800x1200	13,21
VS0348005	PE02	63	60	15	120	600	1180x800x1200	13,21
VS0348007	PE02	75	70	10	80	240	1015x800x1200	15,13
VS0348009	PE02	90	90	10	40	160	1050x800x1200	20,72
VS0348011	PE02	110	100	10	40	160	1210x800x1200	23,55
VS0348013	PE02	125	125	5	20	80	1050x800x1200	27,71
VS0348015	PE02	160	150	1	-	52	930x800x1200	59,58
VS0348017	PE02	200	200	1	-	30	930x800x1200	115,37
VS0348019	PE02	250	250	1	-	15	930x800x1200	132,48
VS0348021	PE02	315	300	1	-	8	930x800x1200	166,49

## RICAMBI

Spares

Tappo di chiusura con  
guarnizione  
End cap with seal

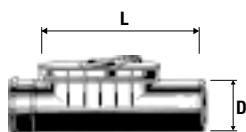


COD.	CL	D	DN				€/pz
VS0340840	PE02	40	40	20	400	3200	3,30
VS0340850	PE02	50	50	10	200	1600	3,30
VS0340856	PE02	56	56	10	200	1600	3,87
VS0340863	PE02	63	60	10	200	1600	3,86
VS0340875	PE02	75	70	10	80	800	6,20
VS0340890	PE02	90	90	10	80	480	7,27
VS0340811	PE02	110	100	10	80	480	9,16



## Ispezione in ABS con apertura rettangolare

## ABS inspection pipe with oval access

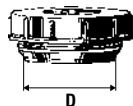


COD.	CL	D	DN	L		HxLxP	€/pz
VS0349003 *	PE02	125	125	300x100	1	930x800x1200	72,73
VS0349005 *	PE02	160	150	300x100	1	930x800x1200	84,86

\* Ad esaurimento. - Sell out.

## Tappo di chiusura tipo basso completo

## Stop end, low type



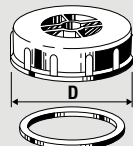
COD.	CL	D	DN				HxLxP	€/pz
VS0340111	PE02	110	100	15	120	600	1180x800x1200	14,64

## RICAMBI

## Spares

## Tappo di chiusura tipo basso con guarnizione

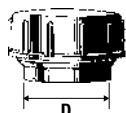
## Short end cap with seal



COD.	CL	D	DN				HxLxP	€/pz
VS0340210	PE02	110	100	10	80	800	1130x800x1200	5,84

## Tappo di chiusura completo

## Stop end



COD.	CL	D	DN				HxLxP	€/pz
VS0340001	PE02	40	40	40	320	1920	1060x800x1200	4,38
VS0340003	PE02	50	50	40	320	1920	1180x800x1200	4,98
VS0340004	PE02	56	56	20	160	960	1060x800x1200	5,42
VS0340005	PE02	63	60	20	160	960	1060x800x1200	7,49
VS0340007	PE02	75	70	20	160	480	1015x800x1200	8,82
VS0340009	PE02	90	90	15	120	360	1015x800x1200	13,23
VS0340011	PE02	110	100	10	80	240	1015x800x1200	14,64

## RICAMBI

## Spares

## Tappo di chiusura con guarnizione

## End cap with seal



COD.	CL	D	DN				€/pz
VS0340840	PE02	40	40	20	400	3200	3,30
VS0340850	PE02	50	50	10	200	1600	3,30
VS0340856	PE02	56	56	10	200	1600	3,87
VS0340863	PE02	63	60	10	200	1600	3,86
VS0340875	PE02	75	70	10	80	800	6,20
VS0340890	PE02	90	90	10	80	480	7,27
VS0340811	PE02	110	100	10	80	480	9,16

## Riduzione concentrica

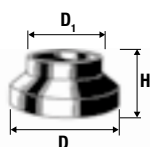
## Concentric reducer



COD.	CL	D/D <sub>1</sub>	DN/DN <sub>1</sub>				HxLxP	€/pz
VS0336000	PE02	40/32	40/30	50	400	4000	1130x800x1200	1,37
VS0336001	PE02	50/40	50/40	50	400	4000	1130x800x1200	1,24
VS0336002	PE02	56/50	56/50	50	400	2400	1180x800x1200	1,39
VS0336061	SL02	58/56	56/56	20	160	1600	1130x800x1200	5,80
VS0336003	PE02	63/40	50/32	50	400	2400	1180x800x1200	1,58
VS0336005	PE02	63/50	60/50	50	400	2400	1060x800x1200	1,58
VS0336006	PE02	63/56	60/56	50	400	2400	1180x800x1200	1,58
VS0336063	SL02	78/63	70/60	20	160	960	1060x800x1200	6,67
VS0336007	PE02	75/40	70/40	50	400	2400	1180x800x1200	1,83
VS0336009	PE02	75/50	70/50	50	400	2400	1180x800x1200	1,83
VS0336010	PE02	75/56	70/56	50	400	2400	1180x800x1200	1,83
VS0336011	PE02	75/63	70/60	50	400	2400	1180x800x1200	1,83
VS0336013	PE02	90/40	90/40	30	240	1440	1060x800x1200	2,41
VS0336015	PE02	90/50	90/50	30	240	1440	1060x800x1200	2,41
VS0336016	PE02	90/56	90/56	30	240	1440	1060x800x1200	2,41
VS0336017	PE02	90/63	90/60	25	200	1200	1060x800x1200	2,41
VS0336019	PE02	90/75	90/70	25	200	1200	1060x800x1200	2,41
VS0336021	PE02	110/40	100/40	30	240	1200	1180x800x1200	2,94
VS0336023	PE02	110/50	100/50	30	240	1200	1180x800x1200	2,94
VS0336024	PE02	110/56	100/56	30	240	1200	1180x800x1200	2,94
VS0336025	PE02	110/63	100/60	30	240	1200	1180x800x1200	2,94
VS0336027	PE02	110/75	100/70	30	240	1200	1180x800x1200	2,94
VS0336029	PE02	110/90	100/90	30	240	1200	1180x800x1200	2,94
VS0336031	PE02	125/50	125/50	20	160	960	1180x800x1200	4,67
VS0336032	PE02	125/56	125/56	20	160	960	1180x800x1200	4,67
VS0336033	PE02	125/63	125/60	20	160	960	1180x800x1200	4,67
VS0336035	PE02	125/75	125/70	20	160	960	1180x800x1200	4,67
VS0336037	PE02	125/90	125/90	20	160	960	1180x800x1200	4,66
VS0336039	PE02	125/110	125/100	20	160	800	1180x800x1200	4,67
VS0336041	PE02	160/110	150/100	1	-	595	930x800x1200	10,81
VS0336049	PE02	200/160	200/150	1	-	-	930x800x1200	39,36

## Miniriduzione

## Mini reducer



COD.	CL	D/D <sub>1</sub>	DN/DN <sub>1</sub>	H				HxLxP	€/pz
VS0377111	PE02	50/40	50/40	18	50	1000	8000	1010x800x1200	1,33

## Riduzione eccentrica serie corta

## Eccentric reducer



COD.	CL	D/D <sub>1</sub>	DN/DN <sub>1</sub>				HxLxP	€/pz
VS0358001	PE02	50/40	50/40	50	400	4000	1130x800x1200	1,30
VS0358002	PE02	56/50	56/50	30	240	2400	1130x800x1200	1,40
VS0358003	PE02	63/40	60/40	30	240	2400	1130x800x1200	1,64
VS0358005	PE02	63/50	60/50	30	240	2400	1130x800x1200	1,64
VS0358006	PE02	63/56	60/56	30	240	2400	1130x800x1200	1,64
VS0358007	PE02	75/40	70/40	30	240	1440	1060x800x1200	1,84
VS0358009	PE02	75/50	70/50	30	240	1440	1060x800x1200	1,84
VS0358010	PE02	75/56	70/56	30	240	1440	1060x800x1200	1,84
VS0358011	PE02	75/63	70/60	30	240	1440	1060x800x1200	1,84
VS0358013	PE02	90/40	90/40	30	240	1440	1060x800x1200	2,29
VS0358015	PE02	90/50	90/50	30	240	1440	1060x800x1200	2,29
VS0358016	PE02	90/56	90/56	25	200	1200	1060x800x1200	2,29
VS0358017	PE02	90/63	90/60	25	200	1200	1060x800x1200	2,29
VS0358019	PE02	90/75	90/70	25	200	1200	1060x800x1200	2,29
VS0358021	PE02	110/40	100/40	25	200	1000	1180x800x1200	2,86
VS0358023	PE02	110/50	100/50	25	200	1000	1180x800x1200	2,86
VS0358024	PE02	110/56	100/56	25	200	1000	1180x800x1200	2,86
VS0358025	PE02	110/63	100/60	25	200	1000	1180x800x1200	2,86
VS0358027	PE02	110/75	100/70	25	200	1000	1180x800x1200	2,86
VS0358029	PE02	110/90	100/90	25	200	1000	1180x800x1200	2,86
VS0358031	PE02	125/50	125/50	10	80	480	1060x800x1200	5,02
VS0358032	PE02	125/56	125/56	10	80	480	1060x800x1200	5,02
VS0358033	PE02	125/63	125/60	10	80	480	1060x800x1200	5,02
VS0358035	PE02	125/75	125/70	10	80	480	1060x800x1200	5,02
VS0358037	PE02	125/90	125/90	10	80	480	1060x800x1200	5,02
VS0358039	PE02	125/110	125/100	10	80	480	1060x800x1200	5,02
VS0358038	PE02	160/110	150/100	5	40	240	1060x800x1200	12,15
VS0358040	PE02	160/125	150/125	5	40	240	1060x800x1200	12,15

## Riduzione eccentrica serie lunga

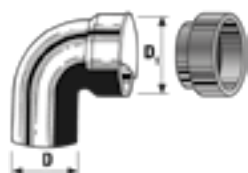
## Long eccentric reducer



COD.	CL	D/D <sub>1</sub>	DN/DN <sub>1</sub>				HxLxP	€/pz
VS0358041	PE02	160/110	150/100	5	40	120	1015x800x1200	52,38
VS0358043	PE02	160/125	150/125	5	40	240	1180x800x1200	52,38
VS0358045	PE02	200/110	200/100	1	-	100	930x800x1200	61,85
VS0358047	PE02	200/125	200/125	1	-	100	930x800x1200	61,85
VS0358049	PE02	200/160	200/150	1	-	126	930x800x1200	61,85
VS0358055	PE02	250/200	250/200	1	-	40	930x800x1200	94,00
VS0358061	PE02	315/200	300/200	1	-	20	930x800x1200	127,02
VS0358063	PE02	315/250	300/250	1	-	20	930x800x1200	127,02

## Curva tecnica con tappo

## Bend with cap for trap connection

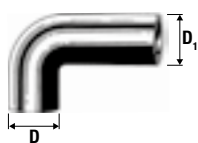


COD.	CL	D	D <sub>1</sub>				HxLxP	€/pz
VS0330001	PE02	32	46	40	320	1920	1060x800x1200	2,27
VS0330003	PE02	40	46	40	320	1920	1180x800x1200	1,97
VS0330005	PE02	50	46	40	320	1600	1180x800x1200	2,08
VS0330007 *	PE02	50	58	20	160	960	1060x800x1200	2,36
VS0330009	PE02	56	46	20	160	960	1060x800x1200	2,36
VS0330011 *	PE02	56	58	20	160	960	1060x800x1200	2,36

\* Con tappo protezione per bicchiere. - With protective cap for sockets.

## Curva tecnica prolungata

Long bend for trap connection



COD.	CL	D/D <sub>1</sub>	DN				HxLxP	€/pz
VS0331005	PE02	50/44	50	20	160	960	1060x800x1200	2,69
VS0331006	PE02	56/50	56	20	160	960	1060x800x1200	2,82

## Manicotto per sifone con tappo

Sleeve with cap for trap connection



COD.	CL	D	D <sub>1</sub>				HxLxP	€/pz
VS0332000	PE02	32	46	50	400	2400	1060x800x1200	1,77
VS0332001	PE02	40	46	50	400	4000	1130x800x1200	1,75
VS0332003	PE02	50	46	50	400	2400	1060x800x1200	1,78
VS0332005 *	PE02	50	58	40	320	1920	1060x800x1200	2,01
VS0332007	PE02	56	46	40	320	1920	1060x800x1200	2,01
VS0332009 *	PE02	56	58	20	400	3200	1010x800x1200	2,01

\* Con tappo protezione per bicchiere. - With protective cap for sockets.

## ACCESSORI

Accessories

## Tappo di protezione

Protective cap

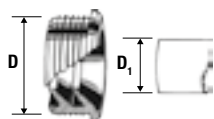


COD.	CL	D				HxLxP	€/pz
VS0503222	CC01	46	40	800	5600	935x800x1200	0,40
VS0503004 *	CC01	58	40	800	5600	935x800x1200	0,37

\* Tappo di protezione per bicchiere. - Protective cap for sockets.

## Morsetto in gomma

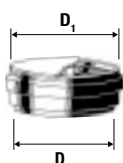
Rubber grommet



COD.	CL	D	D <sub>1</sub>				HxLxP	€/pz
VS0334003	CC01	46	24-32	100	800	8000	1130x800x1200	0,56
VS0334005	CC01	46	36-40	150	1200	7200	1060x800x1200	0,56
VS0334007	PE02	58	36-40	100	800	4800	1060x800x1200	1,23
VS0334021	PE02	40	24-32	50	1000	8000	1010x800x1200	1,12

## Bicchiere a innesto ribassato con tappo

Short ring seal socket with protective cap



COD.	CL	D/D <sub>1</sub>	DN/DN <sub>1</sub>				HxLxP	€/pz
VS0326001	PE02	90/90	90/90	25	200	1200	1060x800x1200	7,65
VS0326003	PE02	110/110	100/100	25	200	600	1015x800x1200	7,65
VS0326111	PE02	90/110	90/100	20	160	960	1060x800x1200	13,61

Bicchiere a innesto con tappo  
Ring seal socket with cap




COD.	CL	D/D <sub>1</sub>	DN/DN <sub>1</sub>				HxLxP	€/pz
VS0324000	PE02	32	30	100	800	4800	1060x800x1200	2,88
VS0324001	PE02	40	40	50	400	2400	1060x800x1200	3,07
VS0324003	PE02	50	50	50	400	2400	1180x800x1200	3,52
VS0324004	PE02	56	56	30	240	1440	1060x800x1200	4,31
VS0324005	PE02	63	60	30	240	1440	1180x800x1200	4,53
VS0324006	PE02	63/56	60/56	40	320	1920	1060x800x1200	4,53
VS0324007	PE02	75	70	30	240	1200	1180x800x1200	5,58
VS0324009	PE02	90	90	25	200	600	1015x800x1200	7,09
VS0324011	PE02	110	100	10	80	400	1180x800x1200	8,22
VS0324013	PE02	125	125	10	80	400	1180x800x1200	10,78
VS0324015	PE02	160	150	1	-	165	930x800x1200	23,45
VS0324017	PE02	200	200	1	-	50	930x800x1200	115,53
VS0324019 *	PE02	250	250	1	-	33	930x800x1200	182,90
VS0324021 *	PE02	315	300	1	-	18	930x800x1200	218,83

\* Senza tappo. - Without cap.

## RICAMBI

Spare parts

Guarnizione a singolo  
labbro per bicchieri  
1-lip seal for sockets



COD.	CL	D		€/pz
VS0391001	CC01	32	50	0,16
VS0391003	CC01	40	50	0,17
VS0391005	CC01	50	50	0,20
VS0391007	CC01	56	50	0,23
VS0391009	CC01	63	20	0,27
VS0391011	CC01	75	20	0,33
VS0391222	CC01	100	20	0,43
VS0391013	CC01	90	20	0,43
VS0391015	CC01	110	20	0,46
VS0391017	CC01	125	20	0,75
VS0391019	CC01	160	20	1,02
VS0391021	CC01	200	20	1,80
VS0391023	CC01	250	1	3,66
VS0391025	CC01	315	1	4,93

Guarnizione o-ring per  
bicchieri  
O-ring for sockets



COD.	CL	D	DN		€/pz
VS0392000	PE02	32	30	20	0,22
VS0392001	PE02	40	40	20	0,23
VS0392003	PE02	50	50	20	0,27
VS0392004	PE02	56	56	20	0,43
VS0392005	PE02	63	60	20	0,43
VS0392007	PE02	75	70	20	0,43
VS0392009	PE02	90	90	20	0,71
VS0392011	PE02	110	100	20	0,71
VS0392013	PE02	125	125	20	1,14
VS0392015	PE02	160	150	20	1,81

## RICAMBI

Spares

Tappo di protezione per  
bicchieri, dilatatori

Protective cap for sockets



COD.	CL	D				HxLxP	€/pz
VS0503000	CC01	32	100	2000	14000	935x800x1200	0,34
VS0503001	CC01	40	40	800	5600	935x800x1200	0,38
VS0503003	CC01	50	50	400	3200	930x800x1200	0,41
VS0503002	CC01	56	40	800	5600	935x800x1200	0,37
VS0503004	CC01	58	40	800	5600	935x800x1200	0,37
VS0503006	CC01	63	30	240	1920	930x800x1200	0,39
VS0503005	CC01	75	30	240	1920	930x800x1200	0,45
VS0503008	CC01	90	30	240	1440	970x800x1200	0,55
VS0503007	CC01	110	30	240	960	1010x800x1200	0,61
VS0503009	CC01	125	20	160	640	1010x800x1200	0,67
VS0503011	CC01	160	10	80	480	970x800x1200	1,31
VS0503013	CC01	200	1	-	-	-	1,46

Dilatatore con tappo

Expansion socket



COD.	CL	D	DN				HxLxP	€/pz
VS0328000	PE02	32	30	50	400	2400	1060x800x1200	6,30
VS0328001	PE02	40	40	20	160	960	1180x800x1200	5,84
VS0328003	PE02	50	50	20	160	800	1180x800x1200	5,96
VS0328004	PE02	56	56	20	160	480	1015x800x1200	7,05
VS0328005	PE02	63	60	20	160	480	1015x800x1200	7,38
VS0328007	PE02	75	70	10	80	240	1015x800x1200	8,04
VS0328009	PE02	90	90	15	60	240	1050x800x1200	9,30
VS0328012 ▲	PE02	110	100	10	40	160	1210x800x1200	12,11
VS0328013	PE02	125	125	10	40	160	1210x800x1200	15,42
VS0328015	PE02	160	150	1	-	80	930x800x1200	33,00
VS0328017	PE02	200	200	1	-	30	930x800x1200	134,88
VS0328019 *	PE02	250	250	1	-	17	930x800x1200	234,22
VS0328021 *	PE02	315	300	1	-	8	930x800x1200	383,24

▲ Con gradino per punto fisso. - For rigid pipe support.

\* Senza tappo. - Without cap.

## RICAMBI

Spares

Guarnizione per dilatatore

Seal for expansion  
sockets



COD.	CL	D	DN				HxLxP	€/pz
VS0391001	CC01	32	50	50	-	-	-	0,16
VS0390001	PE02	40	40	20	400	3200	1010x800x1200	0,63
VS0390003	PE02	50	50	20	400	3200	1010x800x1200	0,66
VS0390004	PE02	56	56	20	400	3200	1010x800x1200	1,12
VS0390005	PE02	63	60	20	400	3200	1010x800x1200	1,36
VS0390007	PE02	75	70	20	400	3200	1010x800x1200	1,44
VS0390009	PE02	90	90	20	400	3200	1010x800x1200	1,64
VS0390011	PE02	110	100	10	200	1600	1010x800x1200	1,79
VS0390013	PE02	125	125	10	200	1600	1010x800x1200	1,90
VS0390015	PE02	160	150	10	200	1600	1010x800x1200	2,55
VS0390017	PE02	200	200	1	20	160	1010x800x1200	6,34
VS0391023	CC01	250	250	1	-	-	-	3,66
VS0391025	CC01	315	300	1	-	-	-	4,93

# RICAMBI

Spares

Tappo di protezione per  
bicchieri, dilatatori  
*Protective cap for sockets*



COD.	CL	D				HxLxP	€/pz
VS0503000	CC01	32	100	2000	14000	935x800x1200	0,34
VS0503001	CC01	40	40	800	5600	935x800x1200	0,38
VS0503003	CC01	50	50	400	3200	930x800x1200	0,41
VS0503002	CC01	56	40	800	5600	935x800x1200	0,37
VS0503004	CC01	58	40	800	5600	935x800x1200	0,37
VS0503006	CC01	63	30	240	1920	930x800x1200	0,39
VS0503005	CC01	75	30	240	1920	930x800x1200	0,45
VS0503008	CC01	90	30	240	1440	970x800x1200	0,55
VS0503007	CC01	110	30	240	960	1010x800x1200	0,61
VS0503009	CC01	125	20	160	640	1010x800x1200	0,67
VS0503011	CC01	160	10	80	480	970x800x1200	1,31
VS0503013	CC01	200	1	-	-	-	1,46

## Manicotto elettrico

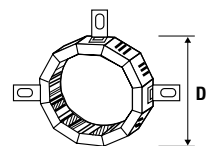
*Electro fusion coupling*



COD.	CL	D	DN				HxLxP	€/pz
VS0350001	PE03	40	40	10	240	3360	120x800x1200	4,85
VS0350003	PE03	50	50	10	190	2850	120x800x1200	5,55
VS0350004	PE03	56	56	10	160	2400	120x800x1200	7,59
VS0350005	PE03	63	60	10	140	1960	120x800x1200	7,69
VS0350007	PE03	75	70	10	480	1440	120x800x1200	8,74
VS0350009	PE03	90	90	10	350	1050	120x800x1200	9,71
VS0350011	PE03	110	100	10	270	810	120x800x1200	11,07
VS0350013	PE03	125	125	5	200	600	120x800x1200	14,00
VS0350015	PE03	160	150	5	120	360	120x800x1200	25,92
VS0350117	PE03	200	200	1	-	75	930x800x1200	167,39
VS0350119	PE03	250	250	1	-	55	930x800x1200	209,23
VS0350121	PE03	315	300	1	-	34	930x800x1200	267,81

## Spegnifiamma

*Fire collar*



COD.	CL	D	DN		€/pz
VS0410001	PE02	40	40	1	72,58
VS0410003	PE02	50	50	1	72,58
VS0410005	PE02	56	56	1	90,81
VS0410007	PE02	63	60	1	90,81
VS0410009	PE02	75	70	1	106,46
VS0410011	PE02	90	90	1	149,47
VS0410013	PE02	110	100	1	149,47
VS0410015	PE02	125	125	1	187,92
VS0410017	PE02	160	150	1	295,37
VS0410019	PE02	200	200	1	552,34
VS0410021	PE02	250	250	1	806,09
VS0410023	PE02	315	300	1	1352,86

N.B. Da non usare con il Silere. - *Not suitable for use with Silere.*



**Manicotto scorrevole***Sliding connector*

COD.	CL	D	DN			HxLxP	€/pz
VS0355017	PE02	160	150	1		930x800x1200	145,58
VS0355019	PE02	200	200	1		930x800x1200	185,67
VS0355021	PE02	250	250	1		930x800x1200	275,02
VS0355023	PE02	315	300	1		930x800x1200	381,58

**Manicotto 2 bicchieri***Bi-joint*

COD.	CL	D	DN			HxLxP	€/pz
VS0357017	PE02	160	150	1		930x800x1200	145,58
VS0357019	PE02	200	200	1		930x800x1200	185,67
VS0357021	PE02	250	250	1		930x800x1200	275,02
VS0357023	PE02	315	300	1		930x800x1200	381,58

**Manicotto per WC completo di tappo di protezione***WC pan connector with protective cap*

COD.	CL	D	DN				HxLxP	€/pz
VS0352001	PE02	90	90	20	160	480	1015x800x1200	7,65
VS0352003	PE02	110	100	20	160	480	1015x800x1200	7,65

**ACCESSORI***Accessories*

Guarnizione per manicotti,  
sifoni e curve WC

*Seal for sleeves, traps and  
WC toilet bends*



COD.	CL	D				HxLxP	€/pz
VS0386003	CC01	125	20	160	1600	1130x800x1200	2,69

**Manicotto prolungato per WC completo di tappo di protezione senza guarnizione***Extended WC pan connector with protective cap without seal*

COD.	CL	D	DN				HxLxP	€/pz
VS0356001	PE02	90	90	20	80	320	1050x800x1200	7,09
VS0356003	PE02	110	100	20	80	320	1050x800x1200	7,60

## Manicotto di prolunga con 2 guarnizioni per il collegamento al WC

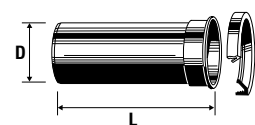
Extended floor pan connector with 2 seals



COD.	CL	D	DN				HxLxP	€/pz
VS0361001	PE02	110	100	10	40	160	1050x800x1200	21,67

## Manicotto lungo per vaso sospeso completo di guarnizione

Long connection sleeve for wall-hung pan with seal



COD.	CL	D	DN	L				HxLxP	€/pz
VS0366125	ACCA	90	90	250	10	40	160	1050x800x1200	21,25
VS0366133	ACCA	90	90	300	10	40	160	1050x800x1200	21,73

## ACCESSORI

Accessories

Guarnizione per manicotti, sifoni e curve WC

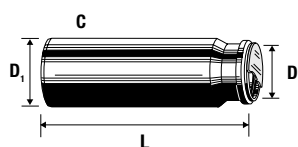


Seal for sleeves, traps and WC toilet bends



COD.	CL	D				HxLxP	€/pz
VS0386003	CC01	125	20	160	1600	1130x800x1200	2,69

## Raccordo dritto per vaso sospeso completo di guarnizione e tappo di protezione

Straight connector for wall-hung pan with seal and protective cap



COD.	CL	D/D <sub>1</sub>	DN/DN <sub>1</sub>	Mod.				HxLxP	€/pz
VS0366090	ACCA	90/100	90/100	B	10	80	240	1015x800x1200	26,04
VS0366110	ACCA	110/100	100/100	A	10	40	160	1050x800x1200	28,07
VS0366113	ACCA	90/110	90/100	C	10	40	160	1050x800x1200	32,80

## RICAMBI

Spares

Guarnizione o-ring per  
raccordi PEHD - PVC

O-ring for adaptors  
(HDPE - PVC)



COD.	CL	D		€/pz
VS0392222	CC01	100	20	0,29

Manicotto di allacciamento per WC scarico a parete PE

Connection sleeve for back-to-wall WC toilet



COD.	CL	D	DN				HxLxP	€/pz
VS0365001	PE02	90	90	10	80	240	1015x800x1200	16,12
VS0365003	PE02	110	100	10	40	240	1050x800x1200	17,04

## RICAMBI

Spares

Guarnizione per manicotti,  
sifoni e curve WC

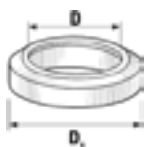
Seal for sleeves, traps and  
WC toilet bends



COD.	CL	D				HxLxP	€/pz
VS0386001	CC01	125	20	160	1600	1130x800x1200	2,16

Rosone bianco

White flange



COD.	CL	D	D <sub>1</sub>				HxLxP	€/pz
VS0588003	CC01	90	145	20	160	960	970x800x1200	2,70
VS0588001	CC01	110	165	20	160	640	850x800x1200	2,98

Kit di allacciamento per WC sospeso

Connection kit for wall-hung WC toilet



COD.	CL	D/D <sub>1</sub>	DN				HxLxP	€/pz
VS0366001 *	ACCA	90/44	90	10	80	240	1015x800x1200	18,98
VS0366003 **	ACCA	110/44	100	10	40	160	1050x800x1200	18,98

\* Con o-ring. - With o-ring.

\*\* Senza o-ring. - Without o-ring.

## Manicotto di allacciamento per WC sospeso

Connection sleeve for wall-hung WC toilet



COD.	CL	D	DN				HxLxP	€/pz
VS0367001	ACCA	90	90	10	80	240	1015x800x1200	16,56
VS0367003	ACCA	110	100	10	40	240	1050x800x1200	16,56

## Curva WC con tappo di protezione

WC toilet bend with protective cap



COD.	CL	D	DN				HxLxP	€/pz
VS0360001	PE02	90	90	10	40	160	1210x800x1200	17,26
VS0360003	PE02	110	100	10	40	120	1054x800x1200	21,48

## ACCESSORI

Accessories

Guarnizione per manicotti, sifoni e curve WC

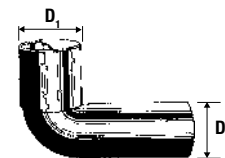
Seal for sleeves, traps and WC toilet bends



COD.	CL	D				HxLxP	€/pz
VS0386003	CC01	125	20	160	1600	1130x800x1200	2,69

## Curva WC prolungata con tappo di protezione

Extended WC toilet bend with protective cap

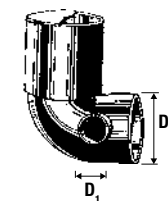


COD.	CL	D/D <sub>1</sub>	DN				HxLxP	€/pz
VS0362001	PE02	90/110	90	15	60	120	950x800x1200	16,98
VS0362003	PE02	110/110	100	10	40	80	950x800x1200	18,88
VS0362125 *	PE02	110/125	100	10	40	80	950x800x1200	26,93

\* Senza tappo. - Without cap.

## Curva WC prolungata con derivazione destra, completa di tappo di protezione

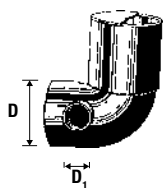
WC toilet extended bend with protective cap, branch on right



COD.	CL	D/D <sub>1</sub>	DN/DN <sub>1</sub>				HxLxP	€/pz
VS0363001	PE02	110/50	100/50	10	40	120	1054x800x1200	27,97

Curva WC prolungata con derivazione sinistra, completa di tappo di protezione

*Extended WC toilet bend with left inlet and protective cap*



COD.	CL	D/D <sub>1</sub>	DN/DN <sub>1</sub>				HxLxP	€/pz
VS0363003	PE02	110/50	100/50	10	40	120	1054x800x1200	27,97

## ACCESSORI

*Accessories*

Guarnizione per manicotti  
WC e curve prolungate

*Seal for WC toilet sleeves  
and extended bends*

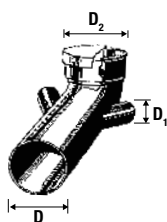


COD.	CL	D				HxLxP	€/pz
VS0388001	PE02	115	30	240	1440	1060x800x1200	3,81

Per COD. - For codes VS0353-VS0362-VS0363.

Curva WC con 2 attacchi, completa di un tappo PEHD per chiusura laterale e tappo di protezione

*WC toilet bend with 2 inlets with protective cap and blank end for side inlet*



COD.	CL	D/D <sub>1</sub> /D <sub>2</sub>	DN/DN <sub>1</sub>				HxLxP	€/pz
VS0380001	PE02	90/40/120	90/40	5	20	80	1050x800x1200	28,07
VS0380003	PE02	90/50/120	90/50	5	20	80	1050x800x1200	28,07
VS0380005	PE02	110/40/120	100/40	5	20	80	1050x800x1200	28,07
VS0380007	PE02	110/50/120	100/50	5	20	80	1210x800x1200	28,07

## ACCESSORI

*Accessories*

Guarnizione per manicotti,  
sifoni e curve WC

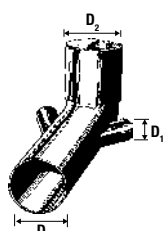
*Seal for sleeves, traps and  
WC toilet bends*



COD.	CL	D				HxLxP	€/pz
VS0386003	CC01	125	20	160	1600	1130x800x1200	2,69

Curva WC prolungata con 2 attacchi, completa di un tappo PEHD per chiusura laterale e tappo di protezione

*Extended WC toilet bend with 2 inlets with protective cap and blank end for side inlet*



COD.	CL	D/D <sub>1</sub> /D <sub>2</sub>	DN/DN <sub>1</sub>				HxLxP	€/pz
VS0381001	PE02	90/40/110	90/40	5	20	80	1050x800x1200	28,07
VS0381003	PE02	90/50/110	90/50	5	20	80	1050x800x1200	28,07
VS0381005	PE02	110/40/110	100/40	5	20	80	1210x800x1200	28,07
VS0381007	PE02	110/50/110	100/50	5	20	80	1210x800x1200	28,07
VS0381125 *	PE02	110/50/125	100/50	5	20	80	1210x800x1200	35,03

\* Senza tappo. - Without cap.

## ACCESSORI

### Accessories

Guarnizione per manicotti  
WC e curve prolungate

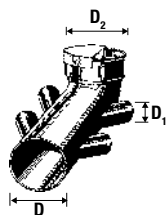
*Seal for WC toilet sleeves  
and extended bends*



COD.	CL	D				HxLxP	€/pz
VS0388001	PE02	115	30	240	1440	1060x800x1200	3,81

Curva WC con 4 attacchi, completa di un tappo PEHD per chiusura laterale e tappo di protezione

*WC toilet bend with 4 inlets with protective cap and blank end for side inlet*



COD.	CL	D/D <sub>1</sub>	DN/DN <sub>1</sub>				HxLxP	€/pz
VS0378001	PE02	110/40	100/40	5	20	60	1054x800x1200	26,88
VS0378003	PE02	110/50	100/50	5	20	80	1210x800x1200	26,88

## ACCESSORI

### Accessories

Guarnizione per manicotti,  
sifoni e curve WC

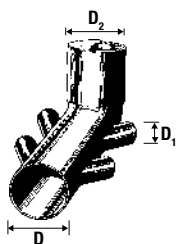
*Seal for sleeves, traps and  
WC toilet bends*



COD.	CL	D				HxLxP	€/pz
VS0386003	CC01	125	20	160	1600	1130x800x1200	2,69

Curva WC prolungata con 4 attacchi, completa di un tappo PEHD per chiusura laterale e tappo di protezione

*Extended WC toilet bend with 4 inlets with protective cap and blank end for side inlet*



COD.	CL	D/D <sub>1</sub> /D <sub>2</sub>	DN/DN <sub>1</sub>				HxLxP	€/pz
VS0379001	PE02	110/40/110	100/40	5	20	60	1054x800x1200	27,70
VS0379003	PE02	110/50/110	100/50	5	20	60	1054x800x1200	27,70
VS0379125 *	PE02	110/50/125	100/50	5	20	40	950x800x1200	39,21

\* Senza tappo. - Without cap.

## ACCESSORI

### Accessories

Guarnizione per manicotti  
WC e curve prolungate

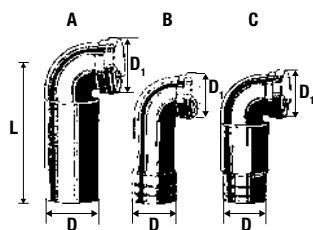
*Seal for WC toilet sleeves  
and extended bends*



COD.	CL	D				HxLxP	€/pz
VS0388001	PE02	115	30	240	1440	1060x800x1200	3,81

## Curva WC per vaso sospeso, completa di guarnizione e tappo di protezione

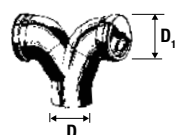
WC toilet bend for wall-hung pan with seal and protective cap



COD.	CL	D/D <sub>1</sub>	DN <sub>1</sub> /DN	Mod.				HxLxP	€/pz
VS0364001	ACCA	90/90	90/90	A	10	40	160	1050x800x1200	20,58
VS0364003	ACCA	110/110	100/100	A	10	40	160	1210x800x1200	21,25
VS0364006	ACCA	90/90	90/90	A	10	40	160	1210x800x1200	20,04
VS0364111	ACCA	90/110	90/100	A	10	40	160	1050x800x1200	21,25
VS0364090	ACCA	90/100	90/100	B	10	40	160	1050x800x1200	28,98
VS0364100	ACCA	110/100	100/100	C	10	40	160	1210x800x1200	37,92

## Curva WC sospeso doppia verticale, completa di guarnizioni e tappi di protezione

Double bend for wall-hung WC toilet, vertical installation



COD.	CL	D/D <sub>1</sub>	DN/DN <sub>1</sub>				HxLxP	€/pz
VS0368001	PE02	110/110	100/100	5	20	60	1054x800x1200	64,03
VS0368003	PE02	110/90	100/90	5	20	60	1054x800x1200	64,03

## Curva WC sospeso orizzontale sinistra, completa di guarnizione e tappo di protezione

Bend for wall-hung WC toilet, horizontal installation, left, with seal and cap



COD.	CL	D/D <sub>1</sub>	DN/DN <sub>1</sub>				HxLxP	€/pz
VS0370002	PE02	90/90	90/90	5	40	120	1015x800x1200	33,54
VS0370003	PE02	110/90	100/90	5	20	80	1050x800x1200	35,60
VS0370001	PE02	110/110	100/100	5	20	80	1050x800x1200	35,60

## Curva WC sospeso orizzontale destra, completa di guarnizione e tappo di protezione

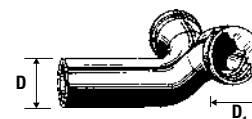
Bend for wall-hung WC toilet, horizontal installation, right, with seal and cap



COD.	CL	D/D <sub>1</sub>	DN/DN <sub>1</sub>				HxLxP	€/pz
VS0372002	PE02	90/90	90/90	5	40	120	1015x800x1200	33,54
VS0372003	PE02	110/90	100/90	5	20	80	1050x800x1200	35,60
VS0372001	PE02	110/110	100/100	5	20	80	1050x800x1200	35,60

## Curva WC sospeso doppia orizzontale, completa di guarnizioni e tappi di protezione

Double bend for wall-hung WC toilet, horizontal installation, with seals and protective caps

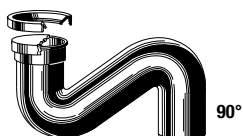
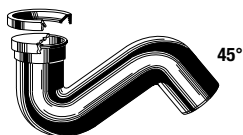


COD.	CL	D/D <sub>1</sub>	DN/DN <sub>1</sub>				HxLxP	€/pz
VS0374001	PE02	110/110	100/100	5	20	40	950x800x1200	85,09
VS0374003	PE02	110/90	100/90	5	20	40	950x800x1200	85,09



## Sifone per vaso turca completo di guarnizione e tappo di protezione

Trap for squatting toilet with seal and protective cap



COD.	CL	D	DN	$\alpha$				HxLxP	€/pz
VS0375001	PE02	110	100	0°	5	20	40	950x800x1200	40,34
VS0375003	PE02	110	100	45°	5	20	40	950x800x1200	40,34
VS0375005	PE02	110	100	90°	5	20	40	950x800x1200	40,34

## ACCESSORI

Accessories

Guarnizione per manicotti, sifoni e curve WC

Seal for sleeves, traps and WC toilet bends



COD.	CL	D				HxLxP	€/pz
VS0386003	CC01	125	20	160	1600	1130x800x1200	2,69

## Tappo di protezione per bicchieri, dilatatori e curve tecniche

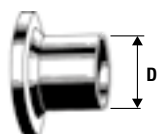
Protective cap for sockets




COD.	CL	D				HxLxP	€/pz
VS0503000	CC01	32	100	2000	14000	935x800x1200	0,34
VS0503001	CC01	40	40	800	5600	935x800x1200	0,38
VS0503003	CC01	50	50	400	3200	930x800x1200	0,41
VS0503002	CC01	56	40	800	5600	935x800x1200	0,37
VS0503004	CC01	58	40	800	5600	935x800x1200	0,37
VS0503006	CC01	63	30	240	1920	930x800x1200	0,39
VS0503005	CC01	75	30	240	1920	930x800x1200	0,45
VS0503008	CC01	90	30	240	1440	970x800x1200	0,55
VS0503007	CC01	110	30	240	960	1010x800x1200	0,61
VS0503009	CC01	125	20	160	640	1010x800x1200	0,67
VS0503011	CC01	160	10	80	480	970x800x1200	1,31
VS0503013	CC01	200	1	-	-	-	1,46

## Colletto a saldare per flange

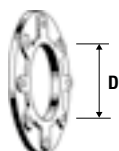
## Stub end




COD.	CL	D	DN		€/pz
VS0347003	PE02	50	50	1	12,40
VS0347005	PE02	56	56	1	15,54
VS0347007	PE02	63	60	1	15,54
VS0347009	PE02	75	70	1	16,80
VS0347011	PE02	90	90	1	18,89
VS0347013	PE02	110	100	1	21,43
VS0347015	PE02	125	125	1	25,84
VS0347017	PE02	140	140	1	35,43
VS0347019	PE02	160	150	1	36,33
VS0347021	PE02	200	200	1	94,82
VS0347023	PE02	250	250	1	168,93
VS0347025	PE02	315	300	1	227,59

## Flangia libera forata in alluminio verniciato

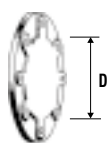
## Painted aluminium backing flange




COD.	CL	D	DN		€/pz
VS0345003	PE02	50	50	1	25,60
VS0345005	PE02	56	56	1	29,60
VS0345007	PE02	63	60	1	29,62
VS0345009	PE02	75	70	1	36,11
VS0345011	PE02	90	90	1	37,14
VS0345013	PE02	110	100	1	45,00
VS0345015	PE02	125	125	1	51,06
VS0345017	PE02	140	140	1	59,36
VS0345019	PE02	160	150	1	65,40
VS0345021	PE02	200	200	1	101,33
VS0345023	PE02	250	250	1	138,33
VS0345025	PE02	315	300	1	200,81

## Flangia libera cieca in alluminio verniciato

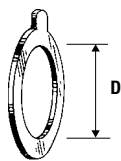
## Painted aluminium blank flange



COD.	CL	D	DN		€/pz
VS0346003	PE02	50	50	1	26,57
VS0346005	PE02	56	56	1	31,12
VS0346007	PE02	63	60	1	31,12
VS0346009	PE02	75	70	1	40,18
VS0346011	PE02	90	90	1	49,99
VS0346013	PE02	110	100	1	59,49
VS0346015	PE02	125	125	1	63,78
VS0346017	PE02	140	140	1	93,61
VS0346019	PE02	160	150	1	97,83
VS0346021	PE02	200	200	1	113,72
VS0346023	PE02	250	250	1	161,54
VS0346025	PE02	315	300	1	238,85

## Guarnizione piatta in gomma per flange

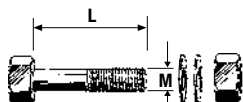
Flat rubber seal for flange



COD.	CL	D	DN	s		€/pz
VS0343003	PE02	50	50	3	1	1,38
VS0343005	PE02	56	56	3	1	1,38
VS0343007	PE02	63	60	3	1	2,20
VS0343009	PE02	75	70	3	1	2,26
VS0343011	PE02	90	90	3	1	2,55
VS0343013	PE02	110	100	3	1	2,79
VS0343015	PE02	125	125	3	1	3,08
VS0343017	PE02	140	140	3	1	4,04
VS0343019	PE02	160	150	3	1	4,24
VS0343021	PE02	200	200	3	1	4,88
VS0343023	PE02	250	250	3	1	7,26
VS0343025	PE02	315	300	3	1	11,45

## Bullone completo di dado e rondelle zincati per flangia

Galvanised bolt with washer and nut for flange



COD.	CL	M x L		€/pz
VS0341003	PE02	16x90 - (D 50/56)	1 (4 pz - pcs)	9,29
VS0341005	PE02	16x100 - (D 63/75)	1 (4 pz - pcs)	9,57
VS0341006	PE02	16x100 - (D 90)	1 (8 pz - pcs)	19,16
VS0341007	PE02	16x110 - (D 110/125/140)	1 (8 pz - pcs)	21,85
VS0341009	PE02	20x110 - (D 160)	1 (8 pz - pcs)	35,78
VS0341011	PE02	20x130 - (D 200/250/315)	1 (12 pz - pcs)	60,10

## Tronchetto per il collegamento al PVC (incollaggio)

PVC adaptor (solvent weld)



COD.	CL	D	D <sub>1</sub>				HxLxP	€/pz
VS0564121	SF01	40	40	40	320	1920	970x800x1200	3,27
VS0564123	SF01	50	50	30	240	1440	970x800x1200	3,35
VS0564150	SF01	50	100	10	80	480	970x800x1200	7,79
VS0564075	SF01	75	75	15	120	480	850x800x1200	7,04
VS0564131	SF01	75	80	15	120	480	1010x800x1200	7,04
VS0564182	SF01	75	82	15	120	480	850x800x1200	7,04
VS0564175	SF01	70	100	10	80	480	970x800x1200	7,79
VS0564190	SF01	90	100	10	80	320	1010x800x1200	7,83
VS0564101	SF01	110	100	10	80	320	1010x800x1200	10,89
VS0564251	SF01	110	125	10	80	240	1015x800x1200	7,76

## Manicotto maschio con o-ring per il collegamento al PVC

Male adaptor with o-rings for connection to PVC



COD.	CL	D/D <sub>1</sub>	DN/DN <sub>1</sub>				HxLxP	€/pz
VS0353001	PE02	90/100	90/100	10	80	480	1060x800x1200	12,88
VS0353003	PE02	110/100	100/100	15	120	600	1180x800x1200	14,26

## Manicotto femmina per il collegamento al PVC

Female adaptor for connection to PVC



COD.	CL	D/D <sub>1</sub>	DN/DN <sub>1</sub>				HxLxP	€/pz
VS0353005	PE02	90/100	90/100	10	40	160	1050x800x1200	17,51
VS0353007	PE02	110/100	100/100	10	40	160	1050x800x1200	18,96

## RICAMBI

Spares

Guarnizione per manicotti, sifoni e curve WC

Seal for sleeves, traps and WC toilet bends



COD.	CL	D				HxLxP	€/pz
VS0386003	CC01	125	20	160	1600	1130x800x1200	2,69

Per COD. - For codes VS0353005.

Guarnizione per manicotti per l'allacciamento al PVC

Seal for connecting sleeve (PVC)



COD.	CL	D	DN				HxLxP	€/pz
VS0386005	PE02	125	125	20	160	1600	1130x800x1200	4,88

Per COD. - For codes VS0353007.

## Manicotto WC con o-ring per il collegamento al PVC

WC toilet connector for PVC with ring seal



COD.	CL	D	DN				HxLxP	€/pz
VS0354001	ACCA	100	100	10	80	240	1015x800x1200	21,30

## RICAMBI

Spares

Guarnizione per manicotti, sifoni e curve WC

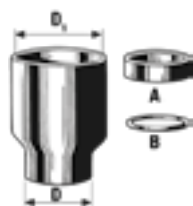
Seal for sleeves, traps and WC toilet bends



COD.	CL	D				HxLxP	€/pz
VS0386003	CC01	125	20	160	1600	1130x800x1200	2,69

Manicotto a contrazione con guarnizione per allacciamento a ghisa, eternit, acciaio ecc.

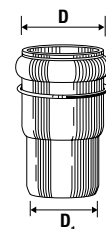
Contraction sleeve for connection to cast iron, asbestos, steel pipes



COD.	CL	D	D <sub>1</sub>				HxLxP	€/pz
VS0383001	PE02	50	60	15	120	360	1015x800x1200	10,75
VS0383003	PE02	50	73	15	120	360	1015x800x1200	10,75
VS0383005	PE02	50	80	15	120	360	1015x800x1200	12,21
VS0383007	PE02	50	90	15	60	240	1050x800x1200	12,21
VS0383009	PE02	50	100	15	60	240	1050x800x1200	12,68
VS0383011	PE02	56	60	15	120	360	1015x800x1200	12,68
VS0383013	PE02	56	73	15	120	360	1015x800x1200	12,68
VS0383015	PE02	56	80	15	120	360	1015x800x1200	12,68
VS0383017	PE02	56	90	15	60	240	1050x800x1200	12,68
VS0383019	PE02	56	100	15	60	240	1210x800x1200	12,68
VS0383021	PE02	63	73	15	60	240	1050x800x1200	12,68
VS0383023	PE02	63	80	15	60	240	1050x800x1200	12,68
VS0383025	PE02	63	90	15	60	240	1050x800x1200	13,19
VS0383027	PE02	63	100	15	60	240	1050x800x1200	18,26
VS0383029	PE02	75	80	15	60	240	1050x800x1200	18,26
VS0383031	PE02	75	90	10	80	240	1015x800x1200	18,26
VS0383033	PE02	75	100	10	80	240	1015x800x1200	18,26
VS0382001	PE02	90	110	10	80	240	1015x800x1200	22,73
VS0382003	PE02	110	125	10	40	160	1050x800x1200	23,99
VS0382005	PE02	110	140	10	40	160	1210x800x1200	31,83
VS0382007	PE02	125	150	10	40	120	1054x800x1200	31,83

Bicchieri in ottone completo di guarnizione per il collegamento con tubo metallico tramite brasatura


Metal adaptor (brass)



COD.	CL	D	D <sub>1</sub>				HxLxP	€/pz
VS0570001	SF01	32	32	40	800	5600	935x800x1200	4,61
VS0570002	SF01	40	32	40	800	5600	935x800x1200	4,61
VS0570003	SF01	40	40	40	800	5600	935x800x1200	4,61
VS0570005	SF01	50	50	20	400	2800	935x800x1200	5,22

Sifone Firenze con cappa di ispezione D 110

Firenze trap with access D 110



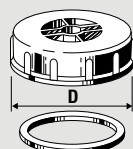
COD.	CL	D	DN		€/pz
VS0375110	PE02	110	100	1	78,07
VS0375125	PE02	125	125	1	101,12
VS0375160	PE02	160	150	1	219,12

## RICAMBI

Spares

Tappo di chiusura tipo basso con guarnizione

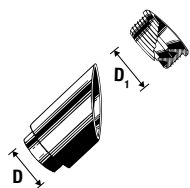
Short end cap with seal



COD.	CL	D	DN				HxLxP	€/pz
VS0340210	PE02	110	100	10	80	800	1130x800x1200	5,84

## Manicotto per cassetta ad alta posizione completo di morsetto COD. VS0334021

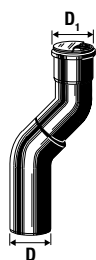
Sleeve for high-level flush cistern with grommet code VS0334021



COD.	CL	D/D <sub>1</sub>	DN	α				HxLxP	€/pz
VS0333001	PE02	32/40	30	45°	40	320	1920	1060x800x1200	3,21

## Spostamento parallelo

Offsetting fitting



COD.	CL	D/D <sub>1</sub>	DN/DN <sub>1</sub>				HxLxP	€/pz
VS0323090	PE02	90/90	90/90	5	20	80	1050x800x1200	27,34
VS0323109	PE02	110/90	100/90	5	20	80	1050x800x1200	27,34

## Colletto di fissaggio

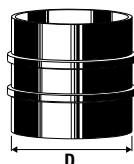
Flange bushing



COD.	CL	D	DN				HxLxP	€/pz
VS0344001	PE02	40	40	50	400	4000	1130x800x1200	1,54
VS0344003	PE02	50	50	50	400	2400	1060x800x1200	1,66
VS0344004	PE02	56	56	40	320	1920	1060x800x1200	1,84
VS0344005	PE02	63	60	20	160	1600	1130x800x1200	2,32
VS0344007	PE02	75	70	20	160	960	1180x800x1200	3,30
VS0344009	PE02	90	90	15	120	600	1180x800x1200	4,89
VS0344011	PE02	110	100	10	80	400	1180x800x1200	5,58

## Colletto di fissaggio

Flange bushing



	COD.	CL	D	DN				HxLxP	€/pz
<b>New</b>	VS0344215	PE02	200	200	1	-	80	950x800x1200	58,41
<b>New</b>	VS0344217	PE02	250	250	1	-	48	950x800x1200	76,25
<b>New</b>	VS0344219	PE02	315	300	1	-	28	950x800x1200	107,08

## Raccordo con dado girevole completo di guarnizione

## Cap and lining seal



## GUARNIZIONE IN GOMMA - RUBBER SEAL

COD.	CL	D	G	Dado - Nut				HxLxP	€/pz
VS0700038	SF01	32	1"1/4	ottone - brass	50	400	3200	930x800x1200	6,52
VS0700043	SF01	40	1"1/4	ottone - brass	50	400	3200	930x800x1200	5,46
VS0700045	SF01	40	1"1/2	ottone - brass	50	400	3200	930x800x1200	5,68
VS0700046	SF01	48	1"1/2	ottone - brass	40	320	2560	930x800x1200	5,76
VS0700062	SF01	50	1"1/4	ottone - brass	40	320	2560	930x800x1200	5,68
VS0700063	SF01	50	1"1/2	ottone - brass	40	320	2560	930x800x1200	5,76

## GUARNIZIONE IN FIBRA - FIBRE SEAL

COD.	CL	D	G	Dado - Nut				HxLxP	€/pz
VS0700238	SF01	32	1"1/4	plastica - plastic	40	320	2560	930x800x1200	5,77
VS0700243	SF01	40	1"1/4	plastica - plastic	40	320	2560	930x800x1200	4,74
VS0700245	SF01	40	1"1/2	plastica - plastic	50	400	3200	930x800x1200	4,74
VS0700244	SF01	48	1"1/4	plastica - plastic	40	320	2560	930x800x1200	4,74
VS0700246	SF01	48	1"1/2	plastica - plastic	40	320	2560	930x800x1200	5,03
VS0700262	SF01	50	1"1/4	plastica - plastic	40	320	2560	930x800x1200	4,74
VS0700263	SF01	50	1"1/2	plastica - plastic	40	320	2560	930x800x1200	5,03

## Raccordo prolungato con dado girevole completo di guarnizione

## Cap and lining - long



## GUARNIZIONE IN GOMMA - RUBBER SEAL


COD.	CL	D	G	Dado - Nut				HxLxP	€/pz
VS0700051	SF01	40	1"1/4	ottone - brass	20	160	1280	930x800x1200	8,28
VS0700053	SF01	40	1"1/2	ottone - brass	20	160	1280	930x800x1200	8,28
VS0700056	SF01	48	1"1/2	ottone - brass	20	160	1120	970x800x1200	9,55
VS0700058	SF01	50	1"1/4	ottone - brass	20	160	1120	970x800x1200	9,93
VS0700060	SF01	50	1"1/2	ottone - brass	20	160	1120	970x800x1200	9,93

## GUARNIZIONE IN FIBRA - FIBRE SEAL

COD.	CL	D	G	Dado - Nut				HxLxP	€/pz
VS0700251	SF01	40	1"1/4	plastica - plastic	20	160	1280	930x800x1200	7,54
VS0700253	SF01	40	1"1/2	plastica - plastic	20	160	1120	970x800x1200	7,54
VS0700254	SF01	48	1"1/4	plastica - plastic	20	160	1120	970x800x1200	8,82
VS0700256	SF01	48	1"1/2	plastica - plastic	20	160	1120	970x800x1200	8,82
VS0700258	SF01	50	1"1/4	plastica - plastic	20	160	1120	970x800x1200	8,82
VS0700260	SF01	50	1"1/2	plastica - plastic	20	160	1120	970x800x1200	8,82

## Raccordo curvo con dado girevole completo di guarnizione

## Cap and lining - curved



## GUARNIZIONE IN GOMMA - RUBBER SEAL

COD.	CL	D	G	Dado - Nut				HxLxP	€/pz
VS0700180	SF01	40	1"1/4	ottone - brass	20	160	1280	930x800x1200	5,01
VS0700190	SF01	40	1"1/2	ottone - brass	20	160	1280	930x800x1200	5,20

## GUARNIZIONE IN FIBRA - FIBRE SEAL

COD.	CL	D	G	Dado - Nut		€/pz
VS0700280	SF01	40	1"1/4	plastica - plastic	20	4,28
VS0700290	SF01	40	1"1/2	plastica - plastic	20	4,48

## Raccordo curvo con dado girevole completo di guarnizione

## Cap and lining - curved



## GUARNIZIONE IN GOMMA - RUBBER SEAL

COD.	CL	D	G	Dado - Nut				HxLxP	€/pz
VS0700059	SF01	40/50	1"1/4	ottone - brass	20	160	1280	930x800x1200	5,03
VS0700061	SF01	40/50	1"1/2	ottone - brass	25	200	1400	970x800x1200	5,20

## GUARNIZIONE IN FIBRA - FIBRE SEAL

COD.	CL	D	G	Dado - Nut				HxLxP	€/pz
VS0700259	SF01	40/50	1"1/4	plastica - plastic	20	160	1280	930x800x1200	4,28
VS0700261	SF01	40/50	1"1/2	plastica - plastic	20	160	1120	970x800x1200	4,90

## RICAMBI

## Spares

## Guarnizione piatta in fibra

## Flat fibre seal



COD.	CL	G		€/pz
VS0703029	SF01	1"1/4	10	0,20
VS0703027	SF01	1"1/2	10	0,20

## Guarnizione piatta in gomma

## Flat rubber seal



COD.	CL	G		€/pz
VS0703024	SF01	1"1/4	10	0,17
VS0703021	SF01	1"1/2	10	0,17

## Dado in ottone

## Brass nut



COD.	CL	G		€/pz
VS0703114	SF01	1"1/4	10	1,47
VS0703121	SF01	1"1/2	10	1,84

## Raccordo a vite

## Threaded coupling



COD.	CL	D/D <sub>1</sub>	DN				HxLxP	€/pz
VS0338001	PE02	40	40	40	320	1920	1060x800x1200	4,41
VS0338003	PE02	50	50	40	320	1920	1180x800x1200	5,17
VS0338004	PE02	56	56	25	200	1200	1180x800x1200	6,74
VS0338005	PE02	63	60	25	200	1200	1180x800x1200	6,81
VS0338006	PE02	63/56	60	25	200	1200	1060x800x1200	7,60
VS0338007	PE02	75	70	20	160	480	1015x800x1200	9,05
VS0338009	PE02	90	90	15	120	360	1015x800x1200	12,06
VS0338011	PE02	110	100	10	80	240	1015x800x1200	13,51



# RICAMBI

Spare

Dado di premistoppa

Nut



COD.	CL	D	DN				HxLxP	€/pz
VS0338840	PE02	40	40	10	200	1600	1010x800x1200	3,08
VS0338850	PE02	50	50	10	200	1600	1010x800x1200	3,08
VS0338856	PE02	56	56	10	200	1600	1010x800x1200	3,52
VS0338863	PE02	63	60	10	200	1600	1010x800x1200	3,44
VS0338875	PE02	75	70	10	80	800	1130x800x1200	5,72
VS0338890	PE02	90	80	10	80	480	1060x800x1200	6,91
VS0338811	PE02	110	100	10	80	480	1060x800x1200	8,49

Bocchettone filettato

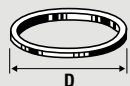
Threaded pipe end



COD.	CL	D	DN				HxLxP	€/pz
VS0340340	PE02	40	40	10	200	1600	1010x800x1200	2,17
VS0340350	PE02	50	50	10	200	1600	1010x800x1200	2,62
VS0340356	PE02	56	56	10	200	1600	1010x800x1200	2,83
VS0340363	PE02	63	60	10	200	1600	1010x800x1200	2,75
VS0340365	PE02	75	70	15	120	720	1060x800x1200	4,34
VS0340375	PE02	90	90	10	80	480	1060x800x1200	6,96
VS0340310	PE02	110	100	10	80	400	1180x800x1200	7,18

Anello di premistoppa

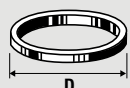
Ring



COD.	CL	D	DN		€/pz
VS0338041	PE02	40	40	10	0,93
VS0338051	PE02	50	50	10	0,93
VS0338058	PE02	56	56	10	1,37
VS0338065	PE02	63	60	10	1,09
VS0338076	PE02	75	70	10	1,28
VS0338091	PE02	90	90	10	1,57
VS0338111	PE02	110	100	10	1,57

Guarnizione di gomma

Rubber seal



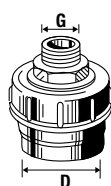
COD.	CL	D	DN		€/pz
VS0338040	PE02	40	40	10	0,57
VS0338050	PE02	50	50	10	0,57
VS0338056	PE02	56	56	10	0,83
VS0338063	PE02	63	60	10	0,83
VS0338075	PE02	75	70	10	1,29
VS0338090	PE02	90	90	10	1,29
VS0338110 *	PE02	110	100	10	1,33
VS0338121 **	PE02	110	100	10	1,33

\* Per COD. - For code VS0340011.

\*\* Tipo basso per COD. - Low type for code VS0340111.

## Raccordo a vite completo di nipplo in ottone

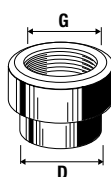
Threaded joint with brass threaded union



COD.	CL	D	G				HxLxP	€/pz
VS0387001	PE02	40	1/2"	10	200	1600	1010x800x1200	29,13
VS0387003	PE02	40	3/4"	10	200	1600	1010x800x1200	29,13
VS0387007	PE02	50	1/2"	5	100	800	1010x800x1200	29,13
VS0387009	PE02	50	3/4"	5	100	800	1010x800x1200	29,13
VS0387011	PE02	50	1"	5	100	800	1010x800x1200	29,13

## Finale a saldare in PEHD con filetto interno rinforzato, con anello in acciaio

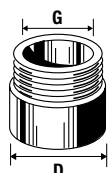
HDPE adaptor with reinforced female thread and steel ring



COD.	CL	D	G				HxLxP	€/pz
VS0384001	PE02	40	1/2"	20	400	3200	1010x800x1200	24,43
VS0384003	PE02	40	3/4"	20	400	3200	1010x800x1200	24,43
VS0384005	PE02	40	1"	20	400	3200	1010x800x1200	24,43
VS0384007	PE02	50	1/2"	20	400	3200	1010x800x1200	36,88
VS0384009	PE02	50	3/4"	20	400	3200	1010x800x1200	36,88
VS0384011	PE02	50	1"	20	400	3200	1010x800x1200	36,88
VS0384013	PE02	50	1"1/4	10	200	1600	1010x800x1200	36,88
VS0384015	PE02	50	1"1/2	10	200	1600	1010x800x1200	36,88
VS0384017	PE02	56	2"	10	200	1600	1010x800x1200	42,65
VS0384019	PE02	63	2"	5	100	800	1010x800x1200	55,38
VS0384021	PE02	75	2"1/2	5	100	800	1010x800x1200	65,62

## Finale a saldare in PEHD con filetto esterno rinforzato con anello in acciaio

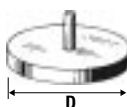
HDPE adaptor with reinforced male thread and steel ring



COD.	CL	D	G				HxLxP	€/pz
VS0385013	PE02	50	1"1/4	10	200	1600	1010x800x1200	36,88
VS0385015	PE02	50	1"1/2	10	200	1600	1010x800x1200	36,88
VS0385017	PE02	56	2"	10	200	1600	1010x800x1200	42,65
VS0385019	PE02	63	2"	10	200	1600	1010x800x1200	55,38
VS0385021	PE02	75	2"1/2	5	100	800	1010x800x1200	65,62

## Coperchio di chiusura a saldare

Blank end



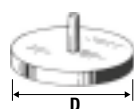
COD.	CL	D	DN				HxLxP	€/pz
VS0342001	PE02	32	30	100	2000	16000	1010x800x1200	1,83
VS0342003	PE02	40	40	100	2000	16000	1010x800x1200	2,25
VS0342005	PE02	50	50	50	1000	8000	1010x800x1200	2,41
VS0342006	PE02	56	56	50	1000	8000	1010x800x1200	2,49
VS0342007	PE02	63	60	50	1000	8000	1010x800x1200	2,54
VS0342009	PE02	75	70	30	600	4800	1010x800x1200	3,02
VS0342011	PE02	90	90	20	400	3200	1010x800x1200	3,07
VS0342013	PE02	110	100	40	320	1920	1060x800x1200	5,28
VS0342015	PE02	125	125	30	240	1440	1060x800x1200	7,78

SERIE ALTA - HIGH TYPE

COD.	CL	D	DN				HxLxP	€/pz
VS0342017	PE02	160	150	1	-	60	930x800x1200	23,10
VS0342019	PE02	200	200	1	-	60	930x800x1200	24,32
VS0342021	PE02	250	250	1	-	60	930x800x1200	36,29
VS0342023	PE02	315	300	1	-	60	930x800x1200	50,07

## Kit tappi riparafori (D 40 ÷ 160)

Repair kit for holes (D 40 ÷ 160)



COD.	CL	D	DN		€/pz
VS0455050	ATPE	38	-	1 (20 pz - pcs)	34,81

## Torretta di ventilazione in PP grigio

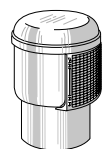
Grey PP vent terminal



COD.	CL	D				HxLxP	€/pz
VS0394001	CC01	50	10	30	120	120x800x1200	20,68
VS0394003	CC01	75	5	15	60	120x800x1200	22,98
VS0394005	CC01	110	5	15	45	120x800x1200	25,90

## Areatore in PP grigio con membrana collegamento ai D 50-75-110

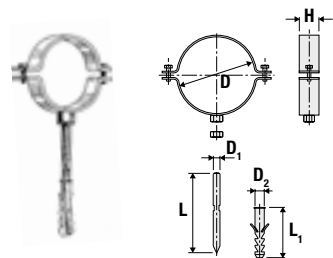
Air admittance valve D 50-75-110



COD.	CL	D				HxLxP	€/pz
VS0700400	SF01	50-75-110	5	40	160	1010x800x1200	84,34

## Collare zincato con tassello ad espansione M10, punto fisso/scorrevole

M10 galvanized pipe clip with anchor, for fixed and sliding point

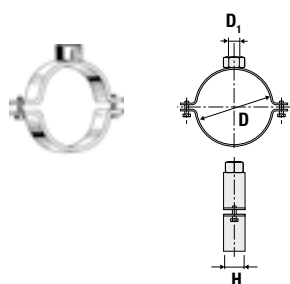


COD.	CL	D	H	L	L <sub>1</sub>	D <sub>1</sub>	D <sub>2</sub>		€/pz
VS0395001	CC01	40	30	120	75	M10	14	50	2,68
VS0395003	CC01	50	30	120	75	M10	14	50	2,93
VS0395004	CC01	56	30	120	75	M10	14	50	3,24
VS0395005	CC01	63	30	120	75	M10	14	50	3,24
VS0395007	CC01	75	30	120	75	M10	14	25	3,24
VS0395009	CC01	90	30	120	75	M10	14	25	3,24
VS0395011	CC01	110	30	120	75	M10	14	25	3,24
VS0395013	CC01	125	30	120	75	M10	14	25	3,68
VS0395015	CC01	160	30	120	75	M10	14	25	4,10

Il collare è dotato di un sistema che permette di realizzare il punto fisso o il punto scorrevole semplicemente ruotando di 180° la parte inferiore del collare stesso.

The clips are designed in order to allow fixed and sliding point installations by simply rotating the lower part of the clip itself by 180°.

Collare zincato G1/2" e G1" punto fisso/punto scorrevole  
 G1/2" and G1" galvanized pipe clip, for fixed and sliding point

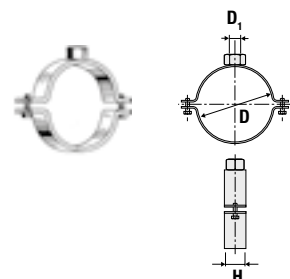


COD.	CL	D	D <sub>1</sub>	H		€/pz
VS0396001 *	CC01	40	G1/2"	30	50	2,61
VS0396003 *	CC01	50	G1/2"	30	50	2,83
VS0396004 *	CC01	56	G1/2"	30	50	3,14
VS0396005 *	CC01	63	G1/2"	30	50	3,14
VS0396007 *	CC01	75	G1/2"	30	25	3,14
VS0396009 *	CC01	90	G1/2"	30	25	3,14
VS0396011 *	CC01	110	G1/2"	30	25	3,14
VS0396013 *	CC01	125	G1/2"	30	25	3,53
VS0396015 *	CC01	160	G1/2"	30	25	3,98
VS0396050	CC01	200	G1"	40	10	12,56
VS0396052	CC01	250	G1"	40	10	13,48
VS0396054	CC01	315	G1"	40	10	14,01

\* Il collare è dotato di un sistema che permette di realizzare il punto fisso o il punto scorrevole semplicemente ruotando di 180° la parte inferiore del collare stesso.

*The clips are designed in order to allow fixed and sliding point installations by simply rotating the lower part of the clip itself by 180°.*

Collare zincato M10, punto fisso/punto scorrevole  
 M10 galvanized pipe clip, for fixed and sliding point



COD.	CL	D	D <sub>1</sub>	H		€/pz
VS0396021	CC01	40	M10	30	50	2,61
VS0396023	CC01	50	M10	30	50	2,83
VS0396024	CC01	56	M10	30	50	3,14
VS0396025	CC01	63	M10	30	50	3,14
VS0396027	CC01	75	M10	30	25	3,14
VS0396029	CC01	90	M10	30	25	3,14
VS0396031	CC01	110	M10	30	25	3,14
VS0396033	CC01	125	M10	30	25	3,53
VS0396035	CC01	160	M10	30	25	3,98

Il collare è dotato di un sistema che permette di realizzare il punto fisso o il punto scorrevole semplicemente ruotando di 180° la parte inferiore del collare stesso.

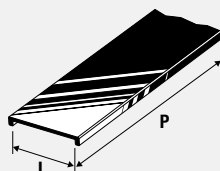
*The clips are designed in order to allow fixed and sliding point installations by simply rotating the lower part of the clip itself by 180°.*

## ACCESSORI

### Accessories

Fascetta in rotoli per collari

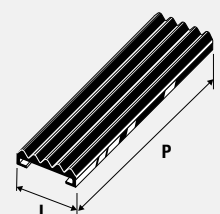
*Strip in rolls for pipe clips*



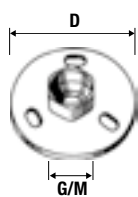
COD.	CL	L (mm)	P (m)		€/pz
VS0399001	CC01	30	50	1	75,76

Fascetta antivibrante per collari

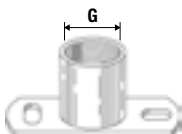
*Anti-vibration strip for pipe clips*



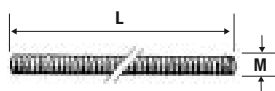
COD.	CL	L (mm)	P (m)		€/pz
VS0399222	CC01	30	30	1	84,27
<b>New</b> VS0399224	CC01	40	10	1	39,22

**Flangia per fissaggio***Flange for fixing to wall*


COD.	CL	D	G/M		€/pz
VS0398001	CC01	70	G1/2"	100	2,30
VS0398003	CC01	70	M 10	100	2,30

**Flangia in acciaio zincato per fissaggio a parete***Galvanised steel flange for fixing to wall*

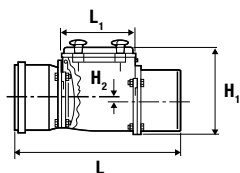
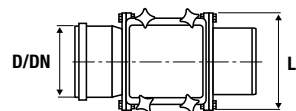
COD.	CL	G		€/pz
VS0398005	CC01	1"	25	3,34

**Barra filettata***Threaded rod*

COD.	CL	M	L (mm)		€/pz
VS0408001	CC01	M10	1000	1	2,16


**Valvola antiriflusso semplice***Back flow preventing valve*

COD.	CL	D	DN	L	L <sub>1</sub>	L <sub>2</sub>	H <sub>1</sub>	H <sub>2</sub>		€/pz
VS0200111	SF01	110	100	305	190	220	290	75	1	264,07
VS0200113	SF01	125	125	315	190	220	290	85	1	322,73
VS0200115	SF01	160	150	375	210	255	220	95	1	381,42
VS0200117	SF01	200	200	450	170	240	240	123	1	770,18

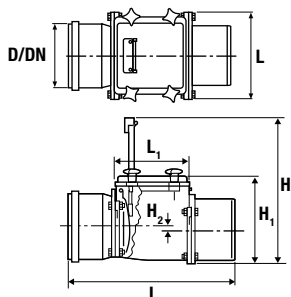


## Valvola antiriflusso con chiusura

## Back flow preventing valve with single gate

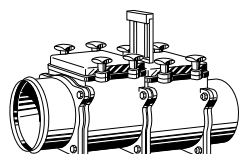


COD.	CL	D	DN	L	L <sub>1</sub>	L <sub>2</sub>	H	H <sub>1</sub>	H <sub>2</sub>		€/pz
VS0200201	SF01	110	100	305	190	220	240-310	200	75	1	388,75
VS0200223	SF01	125	125	315	190	220	250-310	200	85	1	484,11
VS0200225	SF01	160	150	375	210	255	280-350	220	95	1	586,80
VS0200217	SF01	200	200	450	170	240	290-380	240	123	1	880,20

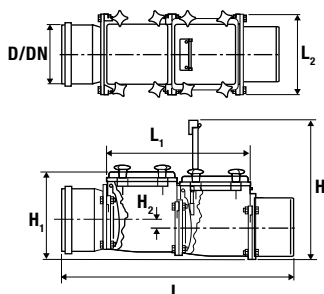


## Valvola antiriflusso con chiusura doppia a farfalla

## Back flow preventing valve with double gate



COD.	CL	D	DN	L	L <sub>1</sub>	L <sub>2</sub>	H	H <sub>1</sub>	H <sub>2</sub>		€/pz
VS0200301	SF01	110	100	428	275	180	215-270	192	90	1	469,44
VS0200303	SF01	125	125	443	275	180	215-270	192	10	1	542,79
VS0200305	SF01	160	150	550	340	244	275-370	244	10	1	667,47
VS0200307	SF01	200	200	615	334	244	295-348	244	15	1	1026,90




## RICAMBI

Spares

Guarnizione singolo labbro  
per valvola antiriflusso

1-lip seal for back flow  
preventing valves




COD.	CL	D		€/pz
VS0391015	CC01	110	20	0,46
VS0391017	CC01	125	20	0,75
VS0391019	CC01	160	20	1,02
VS0391021	CC01	200	20	1,80

## ATTREZZATURE E ACCESSORI EQUIPMENT AND ACCESSORIES

Termopiastra con cassetta  
in acciaio


*Welding plate  
with steel box*



COD.	CL	Per tubi D - For pipes D		€/pz
VS0450001	ATPE	40 ÷ 160	1	367,44
VS0450003	ATPE	110 ÷ 300	1	623,52

MOD. MINI 160 JOYT  
Saldatrice portatile da  
banco dotata di morse  
speciali per braghe  
e curve

*Portable butt-welding  
machine with special  
clamps for branches and  
bends*




COD.	CL	D		€/pz
VS0466004	ATPE	40 ÷ 160	1	4.676,91

N.B. L'articolo non include le riduzioni morsa e i supporti laterali D 56.  
*This item does not include reducers and side supports D 56.*

MOD. VR 160 JOYT

Saldatrice portatile da  
banco dotata di morse  
speciali per braghe e  
curve

*Portable butt-welding  
machine with special  
clamps for branches and  
bends*



COD.	CL	D		€/pz
VS0468165	ATPE	40 ÷ 160	1	5.361,89

N.B. L'articolo non include le riduzioni morsa e i supporti laterali D 56.  
*This item does not include reducers and side supports D 56.*

## RICAMBI

Spares

Lame di ricambio

Spare blades for  
shaving mill



COD.	CL	H	L		€/pz
VS0477510	ATPE	75	12	1	138,86

Per COD. - For codes VS0466004 - VS0468165.

Cinghia di trasmissione

Driving belt



COD.	CL		€/pz
VS0477550	ATPE	1	22,79

Per COD. - For codes VS0466004 - VS0468165.

Riduzione supporto  
laterale

Pipe lateral support  
reducing bracket



COD.	CL	D		€/pz
VS0477303	ATPE	40	1	17,81
VS0477305	ATPE	50	1	17,81
VS0477306	ATPE	56	1	17,81
VS0477307	ATPE	63	1	17,81
VS0477309	ATPE	75	1	17,81
VS0477311	ATPE	90	1	17,81
VS0477313	ATPE	110	1	17,81
VS0477315	ATPE	125	1	17,81

Riduzione morsa

Clamp reducer



COD.	CL	D	Mod.		€/pz
VS0477260	ATPE	40	inferiore - inferior	1	17,94
VS0477261	ATPE	50	inferiore - inferior	1	17,94
VS0477262	ATPE	56	inferiore - inferior	1	17,94
VS0477263	ATPE	63	inferiore - inferior	1	17,94
VS0477264	ATPE	75	inferiore - inferior	1	17,94
VS0477265	ATPE	90	inferiore - inferior	1	17,94
VS0477266	ATPE	110	inferiore - inferior	1	17,94
VS0477267	ATPE	125	inferiore - inferior	1	17,94
VS0477268	ATPE	160	inferiore - inferior	1	17,94
VS0477270	ATPE	40	superiore - superior	1	17,94
VS0477271	ATPE	50	superiore - superior	1	17,94
VS0477272	ATPE	56	superiore - superior	1	17,94
VS0477273	ATPE	63	superiore - superior	1	17,94
VS0477274	ATPE	75	superiore - superior	1	17,94
VS0477275	ATPE	90	superiore - superior	1	17,94
VS0477276	ATPE	110	superiore - superior	1	17,94
VS0477277	ATPE	125	superiore - superior	1	17,94
VS0477278	ATPE	160	superiore - superior	1	17,94

Supporto laterale per  
saldatrici

Lateral support




COD.	CL		€/pz
VS0478160	ATPE	1	39,00

Per COD. - For codes VS0466004 - VS0468165.



**MOD. SUPER**Saldatrice portatile da  
banco*Portable butt welding  
machine*

COD.	CL	Mod.	D		€/pz
VS0470001	ATPE	super	75 ÷ 250	1	6.353,12

**RICAMBI***Spare parts*


Lame di ricambio

*Spare blades*

COD.	CL	Mod.	H	L		€/pz
VS0477525	ATPE	super	130	15	1	77,56

Cinghia di trasmissione


*Driving belt*

COD.	CL	Mod.		€/pz
VS0477520	ATPE	super	1	14,02

**MOD. MAXI**

Saldatrice carrellata

*Welding machine  
with carriage*

COD.	CL	Mod.	D		€/pz
VS0470005	ATPE	maxi	90 ÷ 315	1	12.594,16

**RICAMBI***Spare parts*


Lame di ricambio

*Spare blades*

COD.	CL	Mod.	H	L		€/pz
VS0477535	ATPE	super	160	20	1	68,94

Cinghia di trasmissione


*Driving belt*

COD.	CL	Mod.		€/pz
VS0477540	ATPE	maxi	1	13,42

Coppia morse destra  
e sinistra in lega speciale  
per braghe

*Left and right clamps kit  
for branch welding*



COD.	CL	D	Dx-Sx		€/pz
VS0471001 *	ATPE	40	"	1	206,68
VS0471003 *	ATPE	50	"	1	208,27
VS0471005 *	ATPE	63	"	1	213,05
VS0471007 *	ATPE	75	"	1	215,43
VS0471009 *	ATPE	90	"	1	217,81
VS0471011 *	ATPE	110	"	1	224,20

\* Ad esaurimento. - *Sell out.*

Per saldatrici vecchio modello MINI, MEC, MAXI. - *For old versions MINI, MEC, MAXI.*

Saldamanicotti elettrica  
Valsir

*Valsir electrofusion  
welding machine*




COD.	CL	D		€/pz
VS0464001	ATPE	40 ÷ 160	1	720,84

## RICAMBI

*Spares*

Cavo e spinotti  
*Lead and plugs*



COD.	COD.		€/pz
VS0464222	ATPE	1	56,36

Saldamanicotti elettrica  
universale Valsir

*Valsir universal  
electrofusion welding  
machine*



COD.	CL	D		€/pz
VS0464333	ATPE	40 ÷ 315	1	1.541,55
VS0464331 ©	ATPE	40 ÷ 315	1	1.541,55

© Svizzera. - *Switzerland.*

## RICAMBI

Spares

Cavo di allacciamento alla rete modello Svizzera

Power cable for Switzerland



COD.	CL		€/pz
VS0464431	ATPE	1	135,68

Cavo universale di allacciamento alla rete

Universal power cable



COD.	CL		€/pz
VS0464433	ATPE	1	135,68

Cavo universale di collegamento agli spinotti

Universal lead for plugs



COD.	CL		€/pz
VS0464435	ATPE	1	135,68

Spinotti

Plugs



COD.	CL	D	Colore - Colour		€/pz
VS0464334	ATPE	40 ÷ 160	giallo - yellow A00	1	182,18
VS0464335	ATPE	200 ÷ 315	blu - blue A01	1	182,18
VS0464336	ATPE	200 ÷ 315	rosso - red A02	1	182,18
VS0464337	ATPE	40 ÷ 160	verde - green A03	1	182,18

Soffiante automatico aria calda

Hot air blower



COD.	CL	Watt		€/pz
VS0476001	CC01	700	1	671,91

Raschiatubo

Pipe scraper



COD.	CL		€/pz
VS0465333	ATPE	1	18,27

Tagliatubo

Pipe cutter



COD.	CL	D	Mod.		€/pz
VS0458001	CC01	6 ÷ 64	T1	1	134,52
VS0458003	CC01	50 ÷ 140	T2	1	193,76
VS0458005	CC01	100 ÷ 168	T3	1	239,83

## RICAMBI

Spares

Lame di ricambio

Spare blades



COD.	CL	D		€/pz
VS0459001	CC01	6 ÷ 64	1	28,38
VS0459003	CC01	50 ÷ 168	1	31,24

Smussatore  
Beveling tool



COD.	CL	D		€/pz
VS0460001	CC01	32 ÷ 160	1	174,02
VS0460003	CC01	40 ÷ 315	1	276,67

## RICAMBI

Spare parts

Lame di ricambio  
Spare blades



COD.	CL	D	H	L		€/pz
VS0460110	CC01	32 ÷ 160	32	13	1 coppia - 1 pair	32,56
VS0460111	CC01	40 ÷ 315	34	12	1 coppia - 1 pair	40,51

Fresa a tazze in acciaio  
super rapido con  
mandrino e punta  
Steel cup miller



COD.	CL	D	Attacchi - Connections		€/pz
VS0465001	ATPE	33	40	1	81,62
VS0465003	ATPE	43	50	1	83,74

Coltello per rifilare  
Chamfering knife




COD.	CL		€/pz
VS0473001	ATPE	1 (12 pz - pcs)	99,64

Matite vetrografiche  
Permanent pens



COD.	CL		€/pz
VS0474001	CC01	1 (12 pz - pcs)	54,84

Piattina per saldatura  
con soffiante  
HDPE strip for welding







COD.	CL	L (cm)	mm		€/pz
VS0477001	ATPE	100	5,5x3	1 (2 kg)	56,78





Lubrificante  
Lubricant







COD.	CL	g		€/pz
VS0900001	CC01	150	50	1,97
VS0900003	CC01	250	50	2,42





**LISTA ARTICOLI**  
**LIST OF PRODUCTS**

CODICE CODE	PAG. PAGE		PREZZO € PRICE €	CODICE CODE	PAG. PAGE		PREZZO € PRICE €	CODICE CODE	PAG. PAGE		PREZZO € PRICE €	CODICE CODE	PAG. PAGE		PREZZO € PRICE €
VS0200111	42	1	264,07	VS0302017	8	1	31,78	VS0309009	9	20	6,12	VS0310059	10	1	171,90
VS0200113	42	1	322,73	VS0302019	8	1	89,28	VS0309011	9	15	7,95	VS0310061	10	1	179,93
VS0200115	42	1	381,42	VS0302021	8	1	182,54	VS0309013	9	10	9,97	VS0310063	10	1	187,09
VS0200117	42	1	770,18	VS0302023	8	1	257,04	VS0309015	9	10	11,13	VS0310065	10	1	203,30
VS0200201	43	1	388,75	VS0304000	7	50	1,70	VS0309017	9	1	45,62	VS0310067	10	1	66,01
VS0200217	43	1	880,20	VS0304001	7	50	1,81	VS0309019	9	1	109,08	VS0310068	10	1	66,01
VS0200223	43	1	484,11	VS0304003	7	30	1,91	VS0309021	9	1	169,94	VS0310069	10	1	66,01
VS0200225	43	1	586,80	VS0304004	7	30	2,61	VS0309023	9	1	228,04	VS0310070	10	1	66,01
VS0200301	43	1	469,44	VS0304005	7	30	2,71	VS0310001	9	50	3,58	VS0310071	10	1	68,58
VS0200303	43	1	542,79	VS0304007	7	20	4,45	VS0310003	9	20	3,93	VS0310072	10	1	68,58
VS0200305	43	1	667,47	VS0304009	7	15	6,82	VS0310004	9	20	4,75	VS0310074	10	1	97,97
VS0200307	43	1	1.026,90	VS0304011	7	20	7,50	VS0310005	9	15	5,09	VS0310075	10	1	97,97
VS0300001	6	310	2,08	VS0304013	7	15	16,80	VS0310006	9	20	11,69	VS0310076	10	1	97,97
VS0300003	6	550	2,59	VS0304015	7	1	38,34	VS0310007	9	15	5,09	VS0310077	10	1	97,97
VS0300005	6	430	3,21	VS0305001	7	20	17,26	VS0310008	9	15	5,09	VS0310078	10	1	102,27
VS0300006	6	490	3,87	VS0305003	7	20	15,77	VS0310009	9	25	6,12	VS0310079	10	1	102,27
VS0300007	6	330	4,17	VS0305005	7	20	17,19	VS0310010	9	15	11,69	VS0310081	10	1	133,87
VS0300009	6	290	5,01	VS0306001	7	50	1,70	VS0310011	9	25	6,12	VS0310082	10	1	133,87
VS0300011	6	290	6,96	VS0306003	7	50	1,80	VS0310012	9	25	6,12	VS0310083	10	1	133,87
VS0300013	6	285	10,39	VS0306005	7	40	1,89	VS0310013	9	15	7,95	VS0310084	10	1	133,87
VS0300015	6	170	13,35	VS0306006	7	30	2,61	VS0310014	9	25	11,69	VS0310085	10	1	140,94
VS0300017	6	50	22,24	VS0306007	7	40	2,71	VS0310015	9	15	7,95	VS0310086	10	1	140,94
VS0300019	6	50	28,19	VS0306009	7	25	4,31	VS0310017	9	10	9,97	VS0310088	10	1	172,30
VS0300021	6	40	43,60	VS0306011	7	20	6,82	VS0310018	9	15	11,69	VS0310089	10	1	172,30
VS0300023	6	30	66,36	VS0306013	7	25	7,33	VS0310019	9	10	9,97	VS0310090	10	1	172,30
VS0300119	6	70	34,17	VS0306015	7	15	9,02	VS0310020	9	10	9,97	VS0310091	10	1	172,30
VS0300121	6	55	53,76	VS0306017	7	1	30,60	VS0310021	9	10	9,97	VS0310092	10	1	179,82
VS0300123	6	30	79,82	VS0306019	7	1	57,78	VS0310023	9	10	9,97	VS0310093	10	1	179,82
VS0301000	6	150	2,08	VS0306021	7	1	76,38	VS0310025	9	10	9,97	VS0312001	11	80	3,36
VS0301001	6	150	2,59	VS0306023	7	1	92,38	VS0310027	10	10	11,13	VS0312003	11	50	3,58
VS0301003	6	150	3,21	VS0307001	9	20	4,06	VS0310029	10	10	11,13	VS0312005	11	30	3,93
VS0301004	6	120	3,87	VS0307003	9	20	5,92	VS0310030	10	10	11,13	VS0312006	11	25	4,75
VS0301005	6	105	4,17	VS0307004	9	20	12,10	VS0310031	10	10	11,13	VS0312007	11	20	5,09
VS0301007	6	90	5,01	VS0307005	9	20	12,10	VS0310033	10	10	11,13	VS0312009	11	15	6,12
VS0301009	6	60	6,96	VS0307007	9	10	14,59	VS0310035	10	10	11,13	VS0312011	11	20	7,95
VS0301011	6	45	10,39	VS0307009	9	10	22,70	VS0310037	10	10	11,13	VS0312013	11	15	9,97
VS0301013	6	30	13,35	VS0307011	9	10	25,59	VS0310039	10	1	45,62	VS0312015	11	15	11,13
VS0301015	6	30	22,24	VS0308001	8	40	2,32	VS0310041	10	1	45,62	VS0312017	11	1	45,62
VS0302003	8	50	1,86	VS0308003	8	20	3,98	VS0310043	10	1	95,80	VS0312019	11	1	80,94
VS0302005	8	25	1,99	VS0308007	8	20	3,70	VS0310045	10	1	97,20	VS0312021	11	1	116,25
VS0302006	8	25	3,09	VS0308009	8	20	3,70	VS0310047	10	1	102,45	VS0312023	11	1	150,73
VS0302007	8	20	3,36	VS0309001	9	50	3,36	VS0310049	10	1	138,90	VS0312025	11	15	14,57
VS0302009	8	25	5,34	VS0309003	9	50	3,58	VS0310051	10	1	138,90	VS0313001	11	50	3,58
VS0302011	8	15	7,37	VS0309005	9	20	3,93	VS0310053	10	1	146,43	VS0313002	11	25	4,75
VS0302013	8	10	8,80	VS0309006	9	20	4,75	VS0310055	10	1	155,15	VS0313003	11	25	3,93
VS0302015	8	10	10,34	VS0309007	9	15	5,09	VS0310057	10	1	178,50	VS0313004	11	25	6,12




CODICE CODE	PAG. PAGE		PREZZO € PRICE €	CODICE CODE	PAG. PAGE		PREZZO € PRICE €	CODICE CODE	PAG. PAGE		PREZZO € PRICE €	CODICE CODE	PAG. PAGE		PREZZO € PRICE €
VS0313005	11	20	6,12	VS0318009	13	5	33,61	VS0320025	14	5	39,56	VS0330003	18	40	1,97
VS0313006	11	20	6,12	VS0318010	13	5	33,61	VS0320027	14	5	39,56	VS0330005	18	40	2,08
VS0313007	11	20	7,95	VS0318011	13	5	33,61	VS0322001	14	5	39,64	VS0330007	18	20	2,36
VS0313008	11	20	5,41	VS0318013	13	5	33,61	VS0322002	14	5	39,64	VS0330009	18	20	2,36
VS0313009	11	20	7,95	VS0318015	12	5	30,01	VS0322003	14	5	39,64	VS0330011	18	20	2,36
VS0313010	11	20	6,12	VS0318016	12	5	30,01	VS0322004	14	5	39,64	VS0331005	19	20	2,69
VS0313011	11	15	9,97	VS0318017	12	5	30,01	VS0322005	14	5	39,64	VS0331006	19	20	2,82
VS0313012	11	20	5,41	VS0318019	12	5	30,01	VS0322007	14	5	43,91	VS0332000	19	50	1,77
VS0313013	11	15	9,97	VS0318020	12	5	30,01	VS0322008	14	5	43,91	VS0332001	19	50	1,75
VS0313014	11	15	9,97	VS0318021	12	5	33,61	VS0322009	14	5	43,91	VS0332003	19	50	1,78
VS0313015	11	15	9,97	VS0318022	12	5	33,61	VS0322010	14	5	43,91	VS0332005	19	40	2,01
VS0313017	11	15	9,97	VS0318023	12	5	33,61	VS0322011	14	5	43,91	VS0332007	19	40	2,01
VS0313019	11	15	9,97	VS0318025	12	5	33,61	VS0322013	14	5	43,91	VS0332009	19	20	2,01
VS0313021	11	15	11,13	VS0318026	12	5	33,61	VS0323090	35	5	27,34	VS0333001	35	40	3,21
VS0313023	11	1	45,62	VS0318031	12	5	33,61	VS0323109	35	5	27,34	VS0334003	19	100	0,56
VS0313025	12	1	45,62	VS0318033	13	5	30,01	VS0324000	20	100	2,88	VS0334005	19	150	0,56
VS0313027	12	1	77,80	VS0318034	13	5	30,01	VS0324001	20	50	3,07	VS0334007	19	100	1,23
VS0313028	11	20	21,39	VS0318035	13	5	30,01	VS0324003	20	50	3,52	VS0334021	19	50	1,12
VS0313029	12	1	77,80	VS0318036	13	5	30,01	VS0324004	20	30	4,31	VS0336000	17	50	1,37
VS0313031	12	1	79,67	VS0318037	13	5	30,01	VS0324005	20	30	4,53	VS0336001	17	50	1,24
VS0313033	12	1	108,75	VS0318039	13	5	33,61	VS0324006	20	40	4,53	VS0336002	17	50	1,39
VS0313034	11	20	21,39	VS0318040	13	5	33,61	VS0324007	20	30	5,58	VS0336003	17	50	1,58
VS0313035	12	1	108,75	VS0318041	13	5	33,61	VS0324009	20	25	7,09	VS0336005	17	50	1,58
VS0313036	11	20	21,39	VS0318042	13	5	33,61	VS0324011	20	10	8,22	VS0336006	17	50	1,58
VS0313037	12	1	111,40	VS0318043	13	5	33,61	VS0324013	20	10	10,78	VS0336007	17	50	1,83
VS0313039	12	1	112,98	VS0318045	13	5	33,61	VS0324015	20	1	23,45	VS0336009	17	50	1,83
VS0313041	12	1	139,71	VS0320001	13	5	35,10	VS0324017	20	1	115,53	VS0336010	17	50	1,83
VS0313043	12	1	140,50	VS0320002	13	5	35,10	VS0324019	20	1	182,90	VS0336011	17	50	1,83
VS0313045	12	1	142,48	VS0320003	13	5	35,10	VS0324021	20	1	218,83	VS0336013	17	30	2,41
VS0313047	12	1	144,35	VS0320005	13	5	35,10	VS0326001	19	25	7,65	VS0336015	17	30	2,41
VS0313049	12	1	148,21	VS0320006	13	5	35,10	VS0326003	19	25	7,65	VS0336016	17	30	2,41
VS0314001	12	10	21,72	VS0320007	13	5	39,56	VS0326111	19	20	13,61	VS0336017	17	25	2,41
VS0314003	12	10	21,72	VS0320008	13	5	39,56	VS0328000	21	50	6,30	VS0336019	17	25	2,41
VS0314005	12	5	21,72	VS0320009	13	5	39,56	VS0328001	21	20	5,84	VS0336021	17	30	2,94
VS0316001	12	25	4,25	VS0320011	13	5	39,56	VS0328003	21	20	5,96	VS0336023	17	30	2,94
VS0316003	12	25	7,89	VS0320012	13	5	39,56	VS0328004	21	20	7,05	VS0336024	17	30	2,94
VS0316011	12	10	14,10	VS0320013	13	5	39,56	VS0328005	21	20	7,38	VS0336025	17	30	2,94
VS0316175	14	1	73,23	VS0320015	14	5	35,10	VS0328007	21	10	8,04	VS0336027	17	30	2,94
VS0316179	14	1	273,44	VS0320016	14	5	35,10	VS0328009	21	15	9,30	VS0336029	17	30	2,94
VS0318001	13	5	30,01	VS0320017	14	5	35,10	VS0328012	21	10	12,11	VS0336031	17	20	4,67
VS0318002	13	5	30,01	VS0320018	14	5	35,10	VS0328013	21	10	15,42	VS0336032	17	20	4,67
VS0318003	13	5	30,01	VS0320019	14	5	35,10	VS0328015	21	1	33,00	VS0336033	17	20	4,67
VS0318004	13	5	30,01	VS0320021	14	5	39,56	VS0328017	21	1	134,88	VS0336035	17	20	4,67
VS0318005	13	5	30,01	VS0320022	14	5	39,56	VS0328019	21	1	234,22	VS0336037	17	20	4,66
VS0318007	13	5	33,61	VS0320023	14	5	39,56	VS0328021	21	1	383,24	VS0336039	17	20	4,67
VS0318008	13	5	33,61	VS0320024	14	5	39,56	VS0330001	18	40	2,27	VS0336041	17	1	10,81

CODICE CODE	PAG. PAGE		PREZZO € PRICE €	CODICE CODE	PAG. PAGE		PREZZO € PRICE €	CODICE CODE	PAG. PAGE		PREZZO € PRICE €	CODICE CODE	PAG. PAGE		PREZZO € PRICE €
VS0336049	17	1	39,36	VS0340840	15	20	3,30	VS0345009	31	1	36,11	VS0350001	22	10	4,85
VS0336061	17	20	5,80	VS0340850	15	10	3,30	VS0345011	31	1	37,14	VS0350003	22	10	5,55
VS0336063	17	20	6,67	VS0340856	15	10	3,87	VS0345013	31	1	45,00	VS0350004	22	10	7,59
VS0338001	37	40	4,41	VS0340863	15	10	3,86	VS0345015	31	1	51,06	VS0350005	22	10	7,69
VS0338003	37	40	5,17	VS0340875	15	10	6,20	VS0345017	31	1	59,36	VS0350007	22	10	8,74
VS0338004	37	25	6,74	VS0340890	15	10	7,27	VS0345019	31	1	65,40	VS0350009	22	10	9,71
VS0338005	37	25	6,81	VS0341003	32	1	9,29	VS0345021	31	1	101,33	VS0350011	22	10	11,07
VS0338006	37	25	7,60	VS0341005	32	1	9,57	VS0345023	31	1	138,33	VS0350013	22	5	14,00
VS0338007	37	20	9,05	VS0341006	32	1	19,16	VS0345025	31	1	200,81	VS0350015	22	5	25,92
VS0338009	37	15	12,06	VS0341007	32	1	21,85	VS0346003	31	1	26,57	VS0350117	22	1	167,39
VS0338011	37	10	13,51	VS0341009	32	1	35,78	VS0346005	31	1	31,12	VS0350119	22	1	209,23
VS0338040	38	10	0,57	VS0341011	32	1	60,10	VS0346007	31	1	31,12	VS0350121	22	1	267,81
VS0338041	38	10	0,93	VS0342001	39	100	1,83	VS0346009	31	1	40,18	VS0352001	23	20	7,65
VS0338050	38	10	0,57	VS0342003	39	100	2,25	VS0346011	31	1	49,99	VS0352003	23	20	7,65
VS0338051	38	10	0,93	VS0342005	39	50	2,41	VS0346013	31	1	59,49	VS0353001	32	10	12,88
VS0338056	38	10	0,83	VS0342006	39	50	2,49	VS0346015	31	1	63,78	VS0353003	32	15	14,26
VS0338058	38	10	1,37	VS0342007	39	50	2,54	VS0346017	31	1	93,61	VS0353005	33	10	17,51
VS0338063	38	10	0,83	VS0342009	39	30	3,02	VS0346019	31	1	97,83	VS0353007	33	10	18,96
VS0338065	38	10	1,09	VS0342011	39	20	3,07	VS0346021	31	1	113,72	VS0354001	33	10	21,30
VS0338075	38	10	1,29	VS0342013	39	40	5,28	VS0346023	31	1	161,54	VS0355017	23	1	145,58
VS0338076	38	10	1,28	VS0342015	39	30	7,78	VS0346025	31	1	238,85	VS0355019	23	1	185,67
VS0338090	38	10	1,29	VS0342017	39	1	23,10	VS0347003	31	1	12,40	VS0355021	23	1	275,02
VS0338091	38	10	1,57	VS0342019	39	1	24,32	VS0347005	31	1	15,54	VS0355023	23	1	381,58
VS0338110	38	10	1,33	VS0342021	39	1	36,29	VS0347007	31	1	15,54	VS0356001	23	20	7,09
VS0338111	38	10	1,57	VS0342023	39	1	50,07	VS0347009	31	1	16,80	VS0356003	23	20	7,60
VS0338121	38	10	1,33	VS0343003	32	1	1,38	VS0347011	31	1	18,89	VS0357017	23	1	145,58
VS0338811	38	10	8,49	VS0343005	32	1	1,38	VS0347013	31	1	21,43	VS0357019	23	1	185,67
VS0338840	38	10	3,08	VS0343007	32	1	2,20	VS0347015	31	1	25,84	VS0357021	23	1	275,02
VS0338850	38	10	3,08	VS0343009	32	1	2,26	VS0347017	31	1	35,43	VS0357023	23	1	381,58
VS0338856	38	10	3,52	VS0343011	32	1	2,55	VS0347019	31	1	36,33	VS0358001	18	50	1,30
VS0338863	38	10	3,44	VS0343013	32	1	2,79	VS0347021	31	1	94,82	VS0358002	18	30	1,40
VS0338875	38	10	5,72	VS0343015	32	1	3,08	VS0347023	31	1	168,93	VS0358003	18	30	1,64
VS0338890	38	10	6,91	VS0343017	32	1	4,04	VS0347025	31	1	227,59	VS0358005	18	30	1,64
VS0340001	16	40	4,38	VS0343019	32	1	4,24	VS0348001	15	20	12,65	VS0358006	18	30	1,64
VS0340003	16	40	4,98	VS0343021	32	1	4,88	VS0348003	15	20	12,65	VS0358007	18	30	1,84
VS0340004	16	20	5,42	VS0343023	32	1	7,26	VS0348004	15	20	13,21	VS0358009	18	30	1,84
VS0340005	16	20	7,49	VS0343025	32	1	11,45	VS0348005	15	15	13,21	VS0358010	18	30	1,84
VS0340007	16	20	8,82	VS0344001	35	50	1,54	VS0348007	15	10	15,13	VS0358011	18	30	1,84
VS0340009	16	15	13,23	VS0344003	35	50	1,66	VS0348009	15	10	20,72	VS0358013	18	30	2,29
VS0340011	16	10	14,64	VS0344004	35	40	1,84	VS0348011	15	10	23,55	VS0358015	18	30	2,29
VS0340111	16	15	14,64	VS0344005	35	20	2,32	VS0348013	15	5	27,71	VS0358016	18	25	2,29
VS0340210	15	10	5,84	VS0344007	35	20	3,30	VS0348015	15	1	59,58	VS0358017	18	25	2,29
VS0340310	38	10	7,18	VS0344009	35	15	4,89	VS0348017	15	1	115,37	VS0358019	18	25	2,29
VS0340340	38	10	2,17	VS0344011	35	10	5,58	VS0348019	15	1	132,48	VS0358021	18	25	2,86
VS0340350	38	10	2,62	VS0344215	35	1	58,41	VS0348021	15	1	166,49	VS0358023	18	25	2,86
VS0340356	38	10	2,83	VS0344217	35	1	76,25	VS0348110	15	1	30,90	VS0358024	18	25	2,86
VS0340363	38	10	2,75	VS0344219	35	1	107,08	VS0348125	15	1	42,75	VS0358025	18	25	2,86
VS0340365	38	15	4,34	VS0345003	31	1	25,60	VS0348160	15	1	89,23	VS0358027	18	25	2,86
VS0340375	38	10	6,96	VS0345005	31	1	29,60	VS0349003	16	1	72,73	VS0358029	18	25	2,86
VS0340811	15	10	9,16	VS0345007	31	1	29,62	VS0349005	16	1	84,86	VS0358031	18	10	5,02

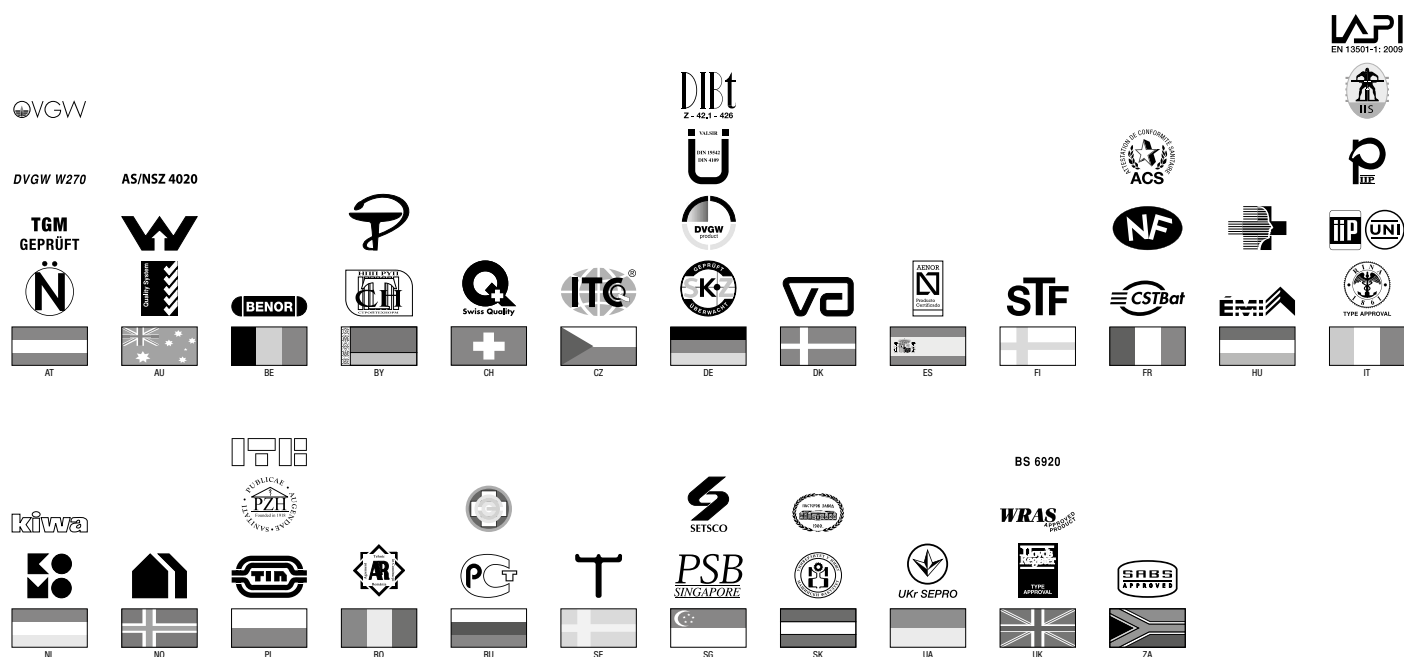


CODICE CODE	PAG. PAGE		PREZZO € PRICE €	CODICE CODE	PAG. PAGE		PREZZO € PRICE €	CODICE CODE	PAG. PAGE		PREZZO € PRICE €	CODICE CODE	PAG. PAGE		PREZZO € PRICE €
VS0358032	18	10	5,02	VS0374001	29	5	85,09	VS0384013	39	10	36,88	VS0392011	20	20	0,71
VS0358033	18	10	5,02	VS0374003	29	5	85,09	VS0384015	39	10	36,88	VS0392013	20	20	1,14
VS0358035	18	10	5,02	VS0375001	30	5	40,34	VS0384017	39	10	42,65	VS0392015	20	20	1,81
VS0358037	18	10	5,02	VS0375003	30	5	40,34	VS0384019	39	5	55,38	VS0392222	25	20	0,29
VS0358038	18	5	12,15	VS0375005	30	5	40,34	VS0384021	39	5	65,62	VS0394001	40	10	20,68
VS0358039	18	10	5,02	VS0375110	34	1	78,07	VS0385013	39	10	36,88	VS0394003	40	5	22,98
VS0358040	18	5	12,15	VS0375125	34	1	101,12	VS0385015	39	10	36,88	VS0394005	40	5	25,90
VS0358041	18	5	52,38	VS0375160	34	1	219,12	VS0385017	39	10	42,65	VS0395001	40	50	2,68
VS0358043	18	5	52,38	VS0377111	17	50	1,33	VS0385019	39	10	55,38	VS0395003	40	50	2,93
VS0358045	18	1	61,85	VS0378001	28	5	26,88	VS0385021	39	5	65,62	VS0395004	40	50	3,24
VS0358047	18	1	61,85	VS0378003	28	5	26,88	VS0386001	25	20	2,16	VS0395005	40	50	3,24
VS0358049	18	1	61,85	VS0379001	28	5	27,70	VS0386003	23	20	2,69	VS0395007	40	25	3,24
VS0358055	18	1	94,00	VS0379003	28	5	27,70	VS0386005	33	20	4,88	VS0395009	40	25	3,24
VS0358061	18	1	127,02	VS0379125	28	5	39,21	VS0387001	39	10	29,13	VS0395011	40	25	3,24
VS0358063	18	1	127,02	VS0380001	27	5	28,07	VS0387003	39	10	29,13	VS0395013	40	25	3,68
VS0359001	8	15	7,78	VS0380003	27	5	28,07	VS0387007	39	5	29,13	VS0395015	40	25	4,10
VS0359003	8	10	8,90	VS0380005	27	5	28,07	VS0387009	39	5	29,13	VS0396001	41	50	2,61
VS0360001	26	10	17,26	VS0380007	27	5	28,07	VS0387011	39	5	29,13	VS0396003	41	50	2,83
VS0360003	26	10	21,48	VS0381001	27	5	28,07	VS0388001	27	30	3,81	VS0396004	41	50	3,14
VS0361001	24	10	21,67	VS0381003	27	5	28,07	VS0390001	21	20	0,63	VS0396005	41	50	3,14
VS0362001	26	15	16,98	VS0381005	27	5	28,07	VS0390003	21	20	0,66	VS0396007	41	25	3,14
VS0362003	26	10	18,88	VS0381007	27	5	28,07	VS0390004	21	20	1,12	VS0396009	41	25	3,14
VS0362125	26	10	26,93	VS0381125	27	5	35,03	VS0390005	21	20	1,36	VS0396011	41	25	3,14
VS0363001	26	10	27,97	VS0382001	34	10	22,73	VS0390007	21	20	1,44	VS0396013	41	25	3,53
VS0363003	27	10	27,97	VS0382003	34	10	23,99	VS0390009	21	20	1,64	VS0396015	41	25	3,98
VS0364001	29	10	20,58	VS0382005	34	10	31,83	VS0390011	21	10	1,79	VS0396021	41	50	2,61
VS0364003	29	10	21,25	VS0382007	34	10	31,83	VS0390013	21	10	1,90	VS0396023	41	50	2,83
VS0364006	29	10	20,04	VS0383001	34	15	10,75	VS0390015	21	10	2,55	VS0396024	41	50	3,14
VS0364090	29	10	28,98	VS0383003	34	15	10,75	VS0390017	21	1	6,34	VS0396025	41	50	3,14
VS0364100	29	10	37,92	VS0383005	34	15	12,21	VS0391001	20	50	0,16	VS0396027	41	25	3,14
VS0364111	29	10	21,25	VS0383007	34	15	12,21	VS0391003	20	50	0,17	VS0396029	41	25	3,14
VS0365001	25	10	16,12	VS0383009	34	15	12,68	VS0391005	20	50	0,20	VS0396031	41	25	3,14
VS0365003	25	10	17,04	VS0383011	34	15	12,68	VS0391007	20	50	0,23	VS0396033	41	25	3,53
VS0366001	25	10	18,98	VS0383013	34	15	12,68	VS0391009	20	20	0,27	VS0396035	41	25	3,98
VS0366003	25	10	18,98	VS0383015	34	15	12,68	VS0391011	20	20	0,33	VS0396050	41	10	12,56
VS0366090	24	10	26,04	VS0383017	34	15	12,68	VS0391013	20	20	0,43	VS0396052	41	10	13,48
VS0366110	24	10	28,07	VS0383019	34	15	12,68	VS0391015	20	20	0,46	VS0396054	41	10	14,01
VS0366113	24	10	32,80	VS0383021	34	15	12,68	VS0391017	20	20	0,75	VS0398001	42	100	2,30
VS0366125	24	10	21,25	VS0383023	34	15	12,68	VS0391019	20	20	1,02	VS0398003	42	100	2,30
VS0366133	24	10	21,73	VS0383025	34	15	13,19	VS0391021	20	20	1,80	VS0398005	42	25	3,34
VS0367001	26	10	16,56	VS0383027	34	15	18,26	VS0391023	20	1	3,66	VS0399001	41	1	75,76
VS0367003	26	10	16,56	VS0383029	34	15	18,26	VS0391025	20	1	4,93	VS0399222	41	1	84,27
VS0368001	29	5	64,03	VS0383031	34	10	18,26	VS0391222	20	20	0,43	VS0399224	41	1	39,22
VS0368003	29	5	64,03	VS0383033	34	10	18,26	VS0392000	20	20	0,22	VS0408001	42	1	2,16
VS0370001	29	5	35,60	VS0384001	39	20	24,43	VS0392001	20	20	0,23	VS0410001	22	1	72,58
VS0370002	29	5	33,54	VS0384003	39	20	24,43	VS0392003	20	20	0,27	VS0410003	22	1	72,58
VS0370003	29	5	35,60	VS0384005	39	20	24,43	VS0392004	20	20	0,43	VS0410005	22	1	90,81
VS0372001	29	5	35,60	VS0384007	39	20	36,88	VS0392005	20	20	0,43	VS0410007	22	1	90,81
VS0372002	29	5	33,54	VS0384009	39	20	36,88	VS0392007	20	20	0,43	VS0410009	22	1	106,46
VS0372003	29	5	35,60	VS0384011	39	20	36,88	VS0392009	20	20	0,71	VS0410011	22	1	149,47



CODICE CODE	PAG. PAGE		PREZZO € PRICE €	CODICE CODE	PAG. PAGE		PREZZO € PRICE €	CODICE CODE	PAG. PAGE		PREZZO € PRICE €
VS0410013	22	1	149,47	VS0477264	45	1	17,94	VS0564190	32	10	7,83
VS0410015	22	1	187,92	VS0477265	45	1	17,94	VS0564251	32	10	7,76
VS0410017	22	1	295,37	VS0477266	45	1	17,94	VS0570001	34	40	4,61
VS0410019	22	1	552,34	VS0477267	45	1	17,94	VS0570002	34	40	4,61
VS0410021	22	1	806,09	VS0477268	45	1	17,94	VS0570003	34	40	4,61
VS0410023	22	1	1.352,86	VS0477270	45	1	17,94	VS0570005	34	20	5,22
VS0450001	44	1	367,44	VS0477271	45	1	17,94	VS0588001	25	20	2,98
VS0450003	44	1	623,52	VS0477272	45	1	17,94	VS0588003	25	20	2,70
VS0455050	40	1	34,81	VS0477273	45	1	17,94	VS0700038	36	50	6,52
VS0458001	48	1	134,52	VS0477274	45	1	17,94	VS0700043	36	50	5,46
VS0458003	48	1	193,76	VS0477275	45	1	17,94	VS0700045	36	50	5,68
VS0458005	48	1	239,83	VS0477276	45	1	17,94	VS0700046	36	40	5,76
VS0459001	48	1	28,38	VS0477277	45	1	17,94	VS0700051	36	20	8,28
VS0459003	48	1	31,24	VS0477278	45	1	17,94	VS0700053	36	20	8,28
VS0460001	49	1	174,02	VS0477303	45	1	17,81	VS0700056	36	20	9,55
VS0460003	49	1	276,67	VS0477305	45	1	17,81	VS0700058	36	20	9,93
VS0460110	49	1	32,56	VS0477306	45	1	17,81	VS0700059	37	20	5,03
VS0460111	49	1	40,51	VS0477307	45	1	17,81	VS0700060	36	20	9,93
VS0464001	47	1	720,84	VS0477309	45	1	17,81	VS0700061	37	25	5,20
VS0464222	47	1	56,36	VS0477311	45	1	17,81	VS0700062	36	40	5,68
VS0464331	47	1	1.541,55	VS0477313	45	1	17,81	VS0700063	36	40	5,76
VS0464333	47	1	1.541,55	VS0477315	45	1	17,81	VS0700180	36	20	5,01
VS0464334	48	1	182,18	VS0477510	45	1	138,86	VS0700190	36	20	5,20
VS0464335	48	1	182,18	VS0477520	46	1	14,02	VS0700238	36	40	5,77
VS0464336	48	1	182,18	VS0477525	46	1	77,56	VS0700243	36	40	4,74
VS0464337	48	1	182,18	VS0477535	46	1	68,94	VS0700244	36	40	4,74
VS0464431	48	1	135,68	VS0477540	46	1	13,42	VS0700245	36	50	4,74
VS0464433	48	1	135,68	VS0477550	45	1	22,79	VS0700246	36	40	5,03
VS0464435	48	1	135,68	VS0478160	45	1	39,00	VS0700251	36	20	7,54
VS0465001	49	1	81,62	VS0503000	21	100	0,34	VS0700253	36	20	7,54
VS0465003	49	1	83,74	VS0503001	21	40	0,38	VS0700254	36	20	8,82
VS0465333	48	1	18,27	VS0503002	21	40	0,37	VS0700256	36	20	8,82
VS0466004	44	1	4.676,91	VS0503003	21	50	0,41	VS0700258	36	20	8,82
VS0468165	44	1	5.361,89	VS0503004	19	40	0,37	VS0700259	37	20	4,28
VS0470001	46	1	6.353,12	VS0503005	21	30	0,45	VS0700260	36	20	8,82
VS0470005	46	1	12.594,16	VS0503006	21	30	0,39	VS0700261	37	20	4,90
VS0471001	47	1	206,68	VS0503007	21	30	0,61	VS0700262	36	40	4,74
VS0471003	47	1	208,27	VS0503008	21	30	0,55	VS0700263	36	40	5,03
VS0471005	47	1	213,05	VS0503009	21	20	0,67	VS0700280	36	20	4,28
VS0471007	47	1	215,43	VS0503011	21	10	1,31	VS0700290	36	20	4,48
VS0471009	47	1	217,81	VS0503013	21	1	1,46	VS0700400	40	5	84,34
VS0471011	47	1	224,20	VS0503222	19	40	0,40	VS0703021	37	10	0,17
VS0473001	49	1	99,64	VS0564075	32	15	7,04	VS0703024	37	10	0,17
VS0474001	49	1	54,84	VS0564101	32	10	10,89	VS0703027	37	10	0,20
VS0476001	48	1	671,91	VS0564121	32	40	3,27	VS0703029	37	10	0,20
VS0477001	49	1	56,78	VS0564123	32	30	3,35	VS0703114	37	10	1,47
VS0477260	45	1	17,94	VS0564131	32	15	7,04	VS0703121	37	10	1,84
VS0477261	45	1	17,94	VS0564150	32	10	7,79	VS0900001	49	50	1,97
VS0477262	45	1	17,94	VS0564175	32	10	7,79	VS0900003	49	50	2,42
VS0477263	45	1	17,94	VS0564182	32	15	7,04				

## QUALITÀ CONDIVISA COMBINED QUALITY



Da sempre attenta ai principi di innalzamento dei livelli di affidabilità, Valsir ha introdotto per tutte le unità produttive e per tutti i processi di produzione il sistema di Qualità in conformità alla normativa UNI EN ISO 9001:2008.

Questo schema normativo ha ulteriormente valorizzato tutte le attività che concorrono alla piena soddisfazione del cliente, potenziando la formazione delle risorse umane al lavoro in Valsir, affinché vengano condivisi e raggiunti gli obiettivi di miglioramento stabiliti.

Valsir è attualmente concessionaria di oltre 151 omologazioni di prodotto in tutto il mondo (dato aggiornato al 28/12/2010), a garanzia del fatto che l'intera gamma di articoli risponde ai requisiti qualitativi richiesti dalle direttive. Valsir effettua numerose verifiche non richieste dalle normative ma indispensabili per garantire al cliente sistemi di assoluta eccellenza qualitativa. La verifica dei processi di lavorazione, i controlli sulle materie prime, le analisi di laboratorio, le prove di sforzo, le simulazioni d'installazione, gli investimenti tecnologici conferiscono valore aggiunto al know-how di Valsir.

*Achieving higher and higher reliability has always been of particular importance for Valsir and to do a Quality System in compliance with the UNI EN ISO 9001:2008 Standard has been introduced to manage all of the production units and production processes.*

*This regulatory scheme has further improved all the activities that contribute to the total satisfaction of the customer, strengthening the training procedures for Valsir staff so that the established improvement goals are shared and achieved by all.*

*Valsir currently holds over 151 product approvals around the world (datum updated on 28/12/2010), a guarantee of the fact that the entire range of products meets the quality requirements of the directives. In addition Valsir carries out numerous tests that are not specifically required by the standards but are regarded as essential to offer to the Customers products of absolute quality excellence. Inspections of the manufacturing processes, tests on the raw materials, laboratory analyses, stress tests, installation simulations, and technological investments award added value to Valsir know-how.*


## La Gamma Valsir - The Valsir range


**valsir PEHD**

Sistema di scarico in polietilene ad alta densità a saldare.  
*High density polyethylene electro-fusion waste and drainage system.*


**valsir Pexal**


Sistema in tubazione multistrato per la distribuzione idrica.  
*Multilayer piping system for water supply.*


**valsir SISTEMI RADIANTI  
RADIANT SYSTEMS**

Sistema di riscaldamento e raffreddamento a pavimento.  
*Underfloor heating and cooling system.*


**valsir PP**

Sistema di scarico in polipropilene autoestinguente ad innesto.  
*Push-fit flame retardant polypropylene waste and drainage system.*


**valsir Mixal**

Sistema in tubazione multistrato per la distribuzione idrica.  
*Multilayer piping system for water supply.*


**valsir CASSETTE  
FLUSH CISTERNS**

Cassette di risciacquamento e placche di comando.  
*Flush cisterns and push plates.*


**valsir TRI PLUS**


Sistema di scarico a triplice strato ad innesto.  
*Push-fit triple layer waste and drainage system.*


**valsir Pexal  
easu**


Gamma di raccordi per la distribuzione idrica.  
*Range of fittings for water supply system.*


**valsir ARIA  
PUR**

Sistema per il ricambio dell'aria in bagno.  
*Air renewal system for the bathroom.*


**valsir SILERE**

Sistema di scarico fonoassorbente ad innesto.  
*Push-fit soundproof waste and drainage system.*


**valsir Pexal  
gas**

Sistema in tubazione multistrato per la distribuzione di gas combustibile.  
*Multilayer pipe system for the distribution of combustible gas.*

**valsir design**

Placche di comando e sistemi doccia a filo pavimento.  
*Push plates and floor level shower systems.*




**valsir SIFONI  
TRAPS**

Gamma di sifoni in PP e PEHD.  
*HDPE and PP traps.*


**valsir RAIN PLUS**

Sistema di drenaggio sifonico delle acque meteoriche.  
*Siphonic rainwater drainage system.*


**Silvestro**

Software per la progettazione degli impianti idrotermosanitari.  
*Software for the design of plumbing and heating systems.*

# valsir®


**Valsir S.p.A.**

Località Merlaro, 2 - 25078 Vestone (Brescia) Italia  
Tel. +39 0365 877011 - Fax +39 0365 81268  
valsir@valsir.it - commerciale.italia@valsir.it  
assistenza@valsir.it - impianti@valsir.it - export@valsir.it

